

# FRESH AND FROZEN FISH


## New England

**LANDINGS:** Landings by fishing craft at Boston, Gloucester, and New Bedford during July were 8 percent less than landings in June despite the fact that several powerful craft, either new or reconverted from war duty, were added to the fishing fleet, according to the Service's Market News Office at Boston.

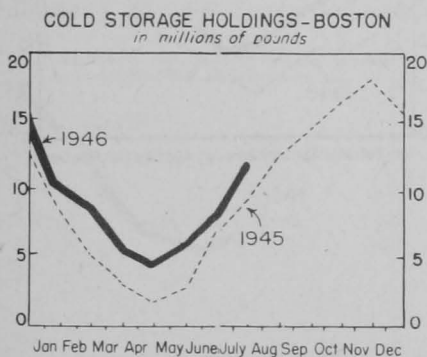
The landings of scrod haddock have been unusually low for the last 3 years. The mackerel catch fluctuated during the month and showed evidence of scattered small schools of large fish, which is typical of this fishery following several years of good fishing. Swordfish landings per boat declined considerably compared with those of 1945.

July prices for first grade stock averaged from 2 to 5 cents higher than the old OPA ceilings for species such as haddock, cod, rosefish, and flounders, with prices for second grade fish closely approaching the old ceiling prices. Items such as swordfish and scallops averaged 10-20 cents higher than the former ceilings.

**LANDINGS:** Landings by fishing craft during April at Boston, Gloucester, New Bedford, Portland, and ports on Cape Cod totaled 30,559,000 pounds--a decrease of 23 percent in quantity landed as compared with April 1945. Total landings during the first 4 months of 1946 amounted to 93,875,000 pounds compared with 124,331,000 pounds landed during the corresponding period of 1945. Only 18.1 million pounds were landed at Boston during the 4-month period compared with 54.4 million pounds for these months in 1945, according to the Service's Current Fishery Statistics No. 277.



**BOSTON COLD-STORAGE HOLDINGS:** Holdings of fishery products in Boston cold-storage plants increased about 85 percent during July, according to the Service's Market News Office in that city. Some of the plants reported near capacity stocks. Holdings on July 31 were 50 percent above those of July 31, 1945. Stocks of all important items produced in the area increased during July, with 85 percent of the increase being accounted for by rosefish and haddock fillets, whiting, and sea scallops.



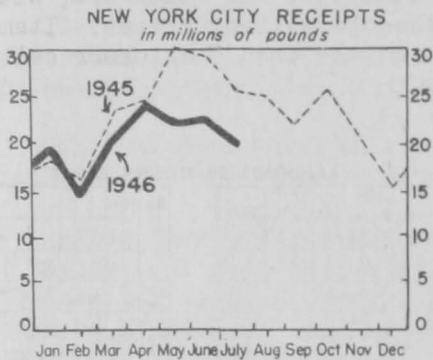
Ex-vessel prices remained high throughout the month, the processors being confident that fall and winter demand would be adequate to move stocks. The prospect of the return of OPA ceiling prices on land meats was contributing to this confidence.

In recent years there has been a trend toward the marketing of a greater and greater proportion of frozen fishery items. This trend makes it difficult to judge the significance of the difference between today's holdings and those of the past. Assuming that the market for many millions of pounds of fish formerly marketed fresh, smoked, or salted is being absorbed by frozen products, and granting a moderate increase in demand due to increased population, it seems possible that freezer capacity may be even now inadequate to handle the entire supply needed to satisfy the public demand.



## Middle Atlantic

**NEW YORK CITY RECEIPTS:** Landings and receipts of fresh and frozen fishery products in New York City during July totaled 20,300,000 pounds. This was a decline of 8 percent compared with the June receipts and was 29 percent less than July 1945, according to the Service's local Market News Office.



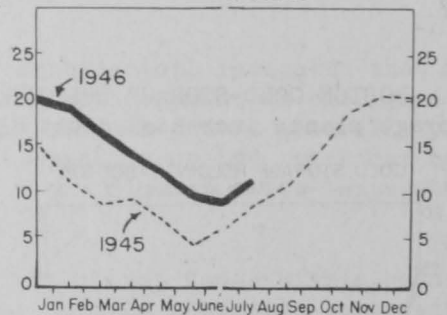
Fish receipts during the month declined about 12 percent compared with those in June. The leading items were flounders, haddock, cod, scup, mackerel, whiting, halibut, and salmon.

Shellfish receipts in July increased 2 percent compared with June, shrimp being largely responsible for the increase.

**NEW YORK CITY COLD-STORAGE HOLDINGS:** With fish production almost at its peak, holdings of fishery products in New York City cold-storage warehouses continued to climb during July and reached a total of approximately 11,495,000 pounds on August 1. This was an increase of 22 percent compared with July 1 and 27 percent above August 1, 1945.

The greatest activity in the cold-storage movement centered on cod fillets, halibut, mackerel, sablefish, and salmon among the salt-water species; ciscoes and whitefish among the fresh-water species; and lobsters, scallops, and shrimp among the shellfish. These were the leading items also in stocks held.

GOLD STORAGE HOLDINGS - NEW YORK  
in millions of pounds



## Chesapeake

**PRODUCTION:** Production in the Hampton Roads area during July amounted to 2,790,000 pounds, an increase of 517,000 pounds compared with June, according to the Service's Market News Office at Hampton. Of the total production, 1,799,000 pounds were croakers and 707,000 pounds gray trout. Fishermen reportedly were disappointed in the size of the croaker catch during this summer season and dealers said they can't recall a croaker season as poor in recent years.

Production of crabmeat increased in the Chesapeake Bay area from 249,000 pounds in June to 265,000 pounds in July. The production of hard shell crabs has been good throughout the summer, but the catch of soft shell crabs has declined slightly in the Crisfield area.



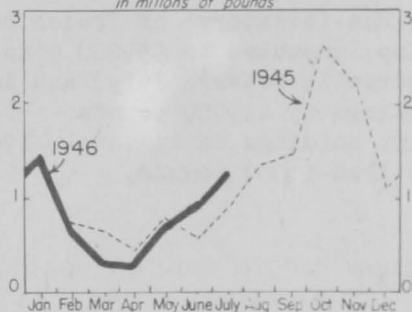
## South Atlantic

**RECEIPTS:** Shrimp production for Florida and the South Atlantic States during July amounted to 1,255,000 pounds (heads off). This represented an increase of 33 percent over June and was 38 percent above the July 1945 production, according to the Service's Market News Office at Jacksonville. Florida landings were less than those in July 1945, while landings in Georgia and South Carolina were much greater.

No appreciable quantity of shrimp from the Gulf was landed in Florida during the month.

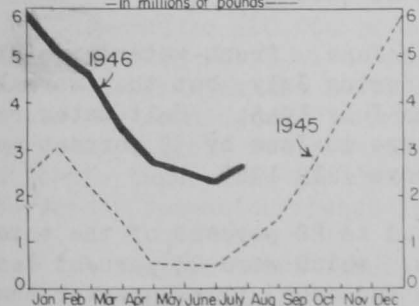
There was a gradual decrease of shrimp wholesale prices during July. The price during the first part of the month ranged from 40 to 63 cents per pound; and during the last of the month from 20 to 48 cents per pound, according to size f.o.b. producing point.

SOUTH ATLANTIC SHRIMP RECEIPTS  
in millions of pounds



**COLD-STORAGE HOLDINGS:** Holdings of fishery products in 5 major cold-storage warehouses in the South Atlantic States amounted to 2,780,000 pounds on August 1, according to the Service's Market News Office at Jacksonville. This was an increase of 364,000 pounds over holdings on July 1 and exceeded the inventory on August 1, 1945 by 1,781,000 pounds.

COLD STORAGE HOLDINGS—SOUTH ATLANTIC  
—in millions of pounds—

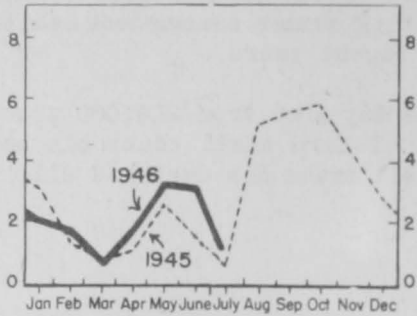


Fish and shellfish stocks increased 349,000 pounds and 16,000 pounds respectively, during July. A large increase in the holdings of rosefish fillets accounted for most of the rise in fish stocks. Holdings of mullet and grouper also showed an increase, while Spanish mackerel declined. The consignment of scallops and shrimp to cold-storage during the month was responsible for the increase in shellfish holdings.

## Gulf

**PRODUCTION:** Shrimp production in the Gulf area totaled 9,510 barrels in July, less than one-half of the quantity landed in June and almost double the production for July 1945, according to the Service's Market News Office at New Orleans. The July production compares favorably with the 5-year average of 10,669 barrels for that month.

GULF SHRIMP RECEIPTS—  
in millions of pounds

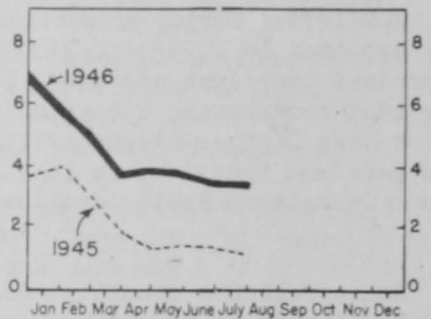


Larger shrimp landings in Texas during the month were largely responsible for the increase in total Gulf production for July, although a slight increase was noted in landings in Mississippi and Louisiana also. The closed season on the taking of shrimp in the Gulf to the 18-foot depth ends on August 12.

**COLD-STORAGE HOLDINGS:** Holdings of shrimp in 9 cold-storage warehouses in the Gulf area amounted to 990,000 pounds on August 1, 14 percent less than holdings on July 1, but twice as large as stocks on August 1, 1945, according to the Service's Market News Office at New Orleans.

The inventory of frozen cooked and peeled shrimp amounted to 55,000 pounds on August 1. Withdrawals between July 1 and August 1 exceeded freezings by 45,000 pounds. Cooked and peeled shrimp holdings on August 1, 1945, amounted to less than 1,000 pounds.

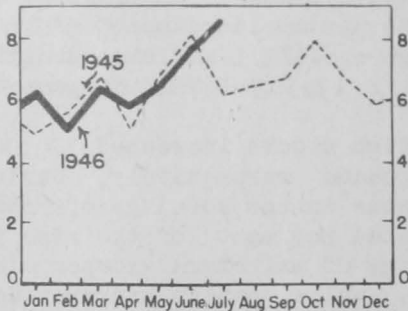
GULF COLD STORAGE HOLDINGS  
in millions of pounds



## Great Lakes

**CHICAGO RECEIPTS:** Receipts of fresh and frozen fishery products in the Chicago wholesale fish market during July totaled 8,490,000 pounds. This was an increase of 9 percent as compared with June and 33 percent greater than July 1945, according to the Service's Market News Office at Chicago.

CHICAGO RECEIPTS  
in millions of pounds



Compared with June, fresh-water receipts dropped 5 percent during July, but they were 13 percent higher than July 1945. Salt-water receipts exceeded those in June by 38 percent and were 48 percent above July 1945.

Shrimp amounted to 80 percent of the total shellfish receipts, which were 25 percent less than those in June and over 4 times greater than shellfish receipts in July 1945.



Dealers in halibut had difficulty adjusting their trade to the removal of price ceilings on June 30, the discontinuance of the halibut allocation program on July 22, and the restoration of price ceilings on July 25.

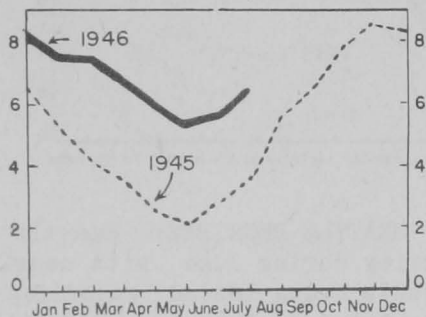
**CHICAGO COLD-STORAGE HOLDINGS:** Total holdings of fishery products in Chicago cold-storage warehouses on July 31 amounted to 6,417,000 pounds. This represented an increase of 12 percent over holdings on July 3 and was 50 percent greater than stocks on August 2, 1945, according to the Service's Market News Office at Chicago.

Of the total holdings, fresh-water species amounted to 2,102,000 pounds; salt-water varieties, 3,502,000 pounds; and shellfish, of which the greater part was shrimp, 814,000 pounds.

The increase in cold-storage stocks was not the result of large current freezings, rather it was the result of curtailed withdrawals due to the lack of demand. Smaller receipts of fresh-water species, and the freezing of larger amounts of salmon and halibut at Pacific Coast ports kept local holdings down during the month of normally large production.

Holdings of halibut on July 31 totaled 464,000 pounds, frozen salmon, 177,000 pounds, and frozen fillets, 1,857,000 pounds.

COLD STORAGE HOLDINGS—CHICAGO  
in millions of pounds



## Pacific

**RECEIPTS AT SOUTHERN CALIFORNIA PORTS:** Landings of fish at the ports of Santa Monica, San Diego, and San Pedro totaled 537,000 pounds during July. Continued labor controversies at San Pedro during June barred all fishing operations in that area, with the result that no landing figures were available for comparison in July, according to the Service's Market News Office at San Pedro.

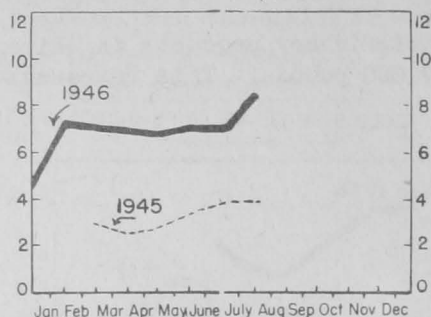
Landings of barracuda, California halibut, kingfish, mackerel, sculpin, white sea bass, bluefin tuna, and yellowtail for the 3 ports combined were larger than in May. These increases were normal, however, as the season for these species opened full scale in June and continued through July.

Compared to 410,000 pounds landed in June, the San Diego fishery declined sharply during July, with only 93,000 pounds received. The greatest single decrease occurred in the catch of barracuda. Diversion of fishing efforts to albacore for canning was reported to be a major factor in this reduction of the barracuda catch. Other marked decreases were noted in landings of mackerel and yellowfin tuna. The greatest increase was displayed in landings of swordfish, the season for which opened in July.

The Newport Beach landings of 302,000 pounds during July compared favorably with those for June of 234,000 pounds. Previous to June 18 reports had not been received from this district.

**CALIFORNIA COLD-STORAGE HOLDINGS:** Holdings of fishery products in California cold-storage plants on August 1 amounted to 8,225,000 pounds. This was 24 percent above holdings on July 1 and 106 percent over August 1, 1945, according to the Service's Market News Office at San Pedro.

**COLD STORAGE HOLDINGS—CALIFORNIA**  
in millions of pounds



Sizable increases were recorded in July in the freezings of flounder fillets, unclassified fillets, and halibut.

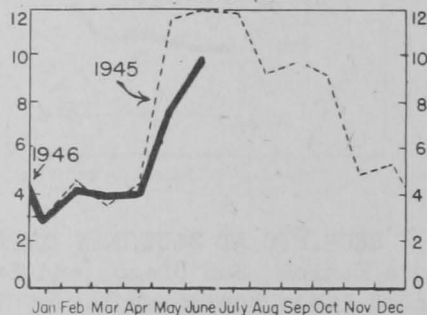
Shrimpholdings were  $1\frac{1}{2}$  million pounds greater on August 1 than on the corresponding date in 1945.

**SEATTLE RECEIPTS:** Seattle's waterfront showed comparatively heavy fishery activity during June, with nearly 10 million pounds of fresh and frozen fishery products being landed, according to the Service's local Market News Office. This represented an increase of 2 million pounds over May's receipts but a decline of 17 percent compared to the June 1945 figure of almost 12 million pounds.

Delivery of halibut was exceptionally heavy, accounting for approximately 45 percent of all receipts. The halibut catches in Area II were so much heavier than normal that the quota was reached and the area subsequently closed on June 11, one of the earliest closing dates on record.

Salmon trolling operations in the upper Straits of Juan de Fuca and off Cape Flattery showed considerable improvement during the month. Local landings alone totaled 590,000 pounds, consisting mostly of king and silver salmon. This was more than double the arrivals for May. However, it was generally thought that the salmon runs, which were indicating a late migration in practically all areas, would prove disappointing to packers since they would not reach peak migration until many areas had been closed to fishing. Total salmon receipts, including coastwise shipments from Alaska and imports from Canada, were well over a million pounds.

**SEATTLE RECEIPTS**  
in millions of pounds



The local otter-trawl fleet produced almost  $2\frac{1}{2}$  million pounds of groundfish in 154 trips to the banks. The greatest fishing effort was expended toward the catching of Petrale sole and lingcod. Fishing for rockfishes and true cod was kept at a minimum.

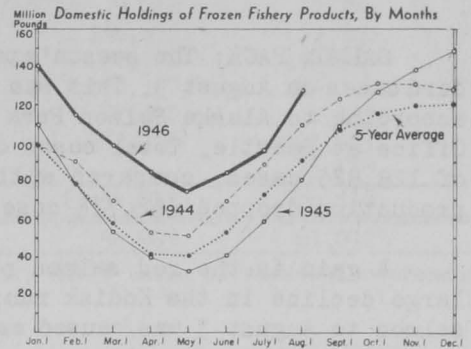
Receipts from local sources totaled 8,343,000 pounds; those from Alaska, 770,000 pounds; and Canadian imports, 804,000 pounds. Fresh fishery products from all sources amounted to 8,877,000 pounds, and frozen, 1,041,000 pounds.



## United States

UNITED STATES COLD-STORAGE FREEZINGS AND HOLDINGS: Stocks of frozen fish and shellfish in United States public cold-storage plants increased 29,031,000 pounds during July and on August 1 totaled 126,837,000 pounds, according to the Service's Current Fishery Statistics No. 281. This was 58 percent above the holdings on August 1, 1945, and 39 percent above the 5-year average for the date.

Freezings of fishery products in domestic cold-storage plants, totaling 43,270,000 pounds during July, were only about 1 percent more than the production in July 1945, but were 13 percent higher than those of the previous month. The total for the first seven months of 1946 amounted to 151,887,000 pounds, compared with 138,847,000 pounds frozen during the corresponding period of 1945.



### THE MIDDLE WEST FISHERY

The fishery resources of the Middle West yield more than 140 million pounds of food a year. This figure represents only the commercial catch. To it must be added the large but unknown poundage taken by the sportsman and by the hook-and-line fisherman who brings in a string of perch or crappie for his family's dinner. Another unmeasured but substantial crop comes from the private ponds where farmers raise sunfish, bass, and other fish as a side line to their corn, hogs, wheat, and cattle.

Being widely distributed throughout the region, this food crop of mid-western waters makes only modest demands on our transportation system, for almost every community has a fish supply of some sort within the range of a short truck haul.

--Conservation Bulletin No. 34