

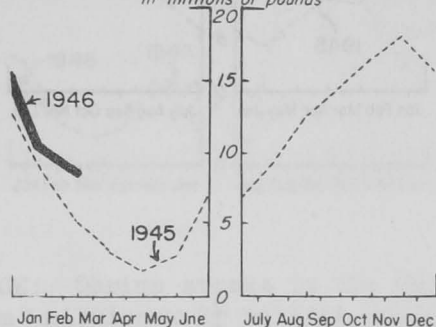
FRESH AND FROZEN FISH

New England

BOSTON COLD-STORAGE: Holdings of fishery products in Boston cold-storage plants on February 27 totaled 8,361,000 pounds, according to the Service's local Market News Office in that city. This was a decline of 19.8 percent as compared with holdings on January 30.

Although the boat tie-up at Boston curtailed production to about 25 percent of normal, holdings on February 27 were 21 percent above the 5-year average for that date.

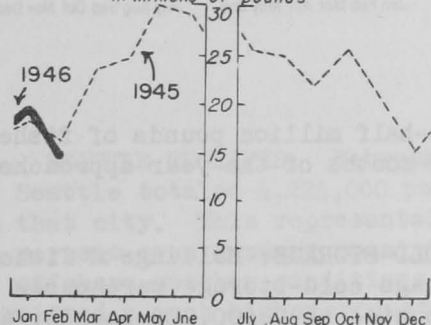
COLD STORAGE HOLDINGS—BOSTON
in millions of pounds



Middle Atlantic

NEW YORK CITY RECEIPTS: Fish and shellfish received in the New York market during February totaled 14,630,000 pounds, according to the Service's Market News Office in that city. This was about 1,700,000 pounds below the February 1945 figure. Leading items were cod, fluke, whiting, haddock, yellowtail, scup, and flounder. Compared with arrivals in February 1945, cod, haddock, and yellowtail displayed a slight decline in their respective totals, but shrimp showed an increase of about 175,000 pounds during February as compared with the same month's figure last year.

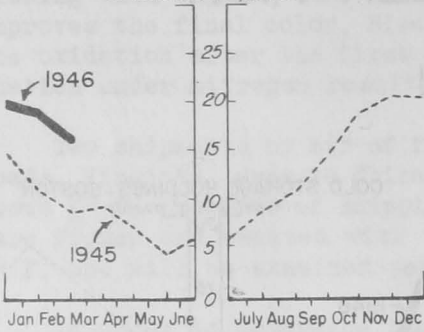
NEW YORK CITY RECEIPTS
in millions of pounds



The combined total receipts of bluefish, king and Spanish mackerel, and mullet, all of which come from southern States, dropped about 690,000 pounds below the combined totals of these same species for February 1945.

Out of a total of 18 working days during the month of February, there were only three days when the market was generally active; one day it was active for groundfish only; and on only two days was it moderately active. On the other 12 days, the market was sluggish. Dealers were expecting the demand for seafood to increase greatly during the Lenten season.

GOLD STORAGE HOLDINGS—NEW YORK
in millions of pounds



NEW YORK CITY COLD-STORAGE HOLDINGS: Although holdings of fishery products in New York's cold-storage warehouses declined 1,700,000 pounds during February, they were, on March 1, double those of the same date in 1945, according to the Service's Market News Office in that city. Cod fillets, Boston mackerel, sablefish, salmon, and whiting were the leading salt-water items; ciscos and whitefish led among the fresh-water species, and among shellfish, shrimp and squid stocks were the largest.



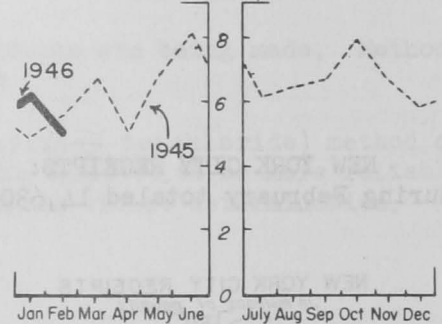
Great Lakes

CHICAGO RECEIPTS: Receipts of fresh and frozen fishery products in the Chicago wholesale market during February totaled 5,105,000 pounds. This was a decline of 18 percent as compared with the January total and 9 percent below February 1945 receipts, according to the Service's Market News Office in that city.

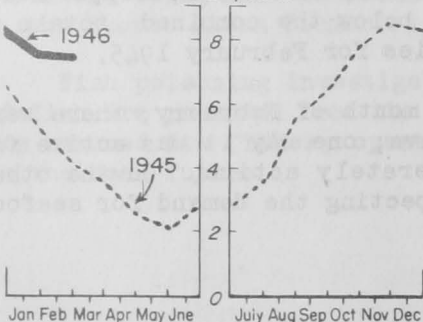
Compared with the previous month, fresh-water receipts dropped 13 percent during February, but were only 1 percent below the February 1945 figure. Salt-water receipts in February declined 36 percent as compared with those of January and fell 23 percent below those of February 1945.

Dealers were concerned about the seven and one-half million pounds of fishery products in public cold-storage as the most productive months of the year approached.

CHICAGO RECEIPTS
in millions of pounds



GOLD STORAGE HOLDINGS—CHICAGO
in millions of pounds



CHICAGO COLD-STORAGE: Holdings of fishery products in Chicago cold-storage warehouses on February 28 amounted to 7,400,000 pounds, according to the Service's Market News Office in that city. Although this represented a decline of 2 percent as compared with holdings on January 31, it was 78 percent greater than total holdings on March 1, 1945.

The receipt in February of a large quantity of whitefish, which led all varieties in freezings during the month, together with a sluggish demand for fresh-water species, held the decline in cold-storage stocks to a comparatively small

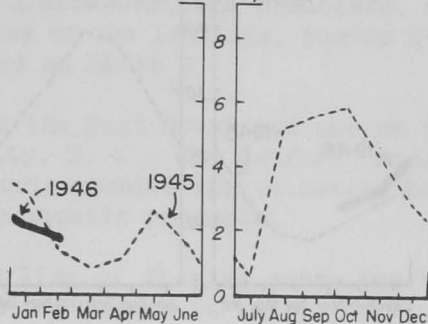
figure. Holdings of fresh-water species increased 11 percent during the month.

Gulf

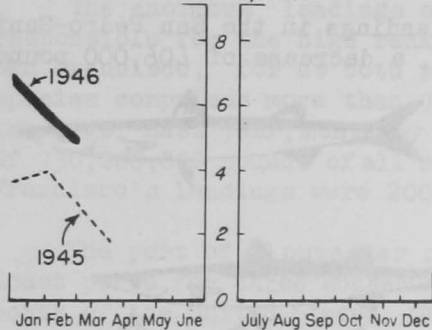
PRODUCTION: Shrimp production in the Gulf area during February was 30 percent below January landings, but was slightly ahead of the February figure in 1945 and the 5-year average, according to the Service's Market News Office in New Orleans.

Oyster canning activities rose to full production, with many plants changing from the canning of shrimp to oyster canning. Of February's production of oysters--60,000 barrels--which was double receipts of this species for January, half went into cans.

GULF SHRIMP RECEIPTS—
in millions of pounds



GULF COLD STORAGE HOLDINGS
in millions of pounds



COLD-STORAGE: Shrimp stocks in the Gulf area shrank from 3 million to 2 $\frac{1}{4}$ million pounds in February, but were still larger than the 1-1/3 million pounds held on March 1, 1945, according to the Service's Market News Office in New Orleans.

Frozen fish holdings in Gulf warehouses increased slightly, totaling 2 $\frac{1}{2}$ million pounds on March 1, nearly double the stocks of March 1, 1945.

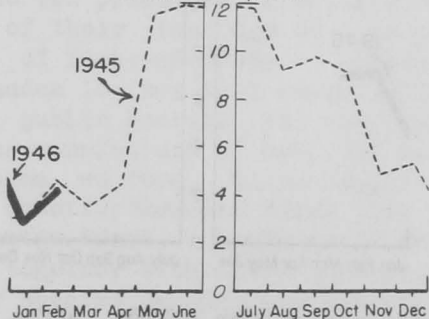


Pacific

SEATTLE RECEIPTS: February's receipts of fresh and frozen fishery products at Seattle totaled 4,224,000 pounds, according to the Service's Market News Office in that city. This represented an increase of 44 percent over January receipts. Moderation of offshore weather conditions during the month permitted a much higher production by the otter-trawl fleet.

Receipts from Alaska amounted to 1,798,000 pounds during February. This was 43 percent of the month's total arrivals, and 37 percent higher than Alaska shipments in January. These receipts consisted mainly of halibut, silver and chum salmon, and sablefish.

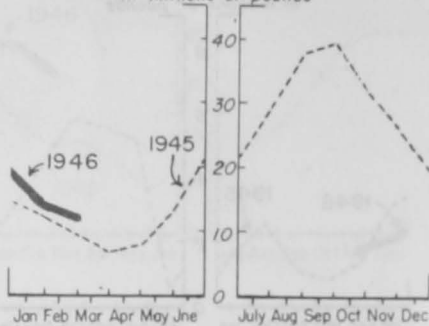
SEATTLE RECEIPTS
in millions of pounds



With the bulk of the halibut fleet rigging-up, re-converting, and otherwise preparing for the coming halibut fishing season, and a slacking off of operations of small shark and gill-net craft, Seattle was dependent almost entirely upon landings of the dragger boats for its daily supplies of fresh fish during February.

NORTHWEST COLD-STORAGE HOLDINGS: Although freezings of fish and shellfish in cold-storage plants in Washington, Oregon, and Alaska totaled 3,150,000 pounds during February, withdrawals of frozen stocks exceeded receipts to the extent that holdings dropped 1,505,000 pounds between February 1 and March 1, a decline of 11 percent, according to the Service's Market News Office at Seattle.

COLD STORAGE HOLDINGS—NORTH PACIFIC
in millions of pounds




More than one-half of the area's stocks were held in Washington plants, the balance being fairly evenly distributed between those of Oregon and Alaska.

Cured fish holdings throughout the North Pacific area also showed heavy withdrawals in February, stocks of these commodities dropping from 2,045,000 pounds on January 31 to 1,429,000 pounds on March 1. However, stocks of cured fish were 107 percent heavier on March 1 than on March 1, 1945.

LANDINGS IN SOUTHERN CALIFORNIA: Fresh fish landings in the San Pedro-Santa Monica area totaled 496,000 pounds during February, a decrease of 406,000 pounds as compared with January landings. The greatest decline was shown in mackerel receipts, which dropped 76 percent. The mackerel season came rapidly to a close the latter part of January and was responsible for the marked decrease in landings of this species. Although other decreases appeared in sardine, rockfish, smelt, Spanish mackerel, and yellowtail, gains were noted in the catch of barracuda, cabrilla, black sea bass, and shark.

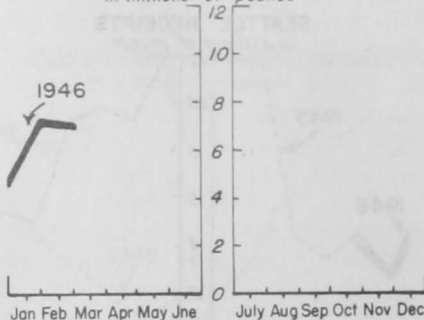
San Diego receipts showed a decided increase during February, with 297,000 pounds landed compared with 80,000 pounds for January. Noticeable gains appeared in landings of yellowtail, black sea bass, halibut, and barracuda.



Barracuda

CALIFORNIA COLD-STORAGE HOLDINGS: February freezings of fish and shellfish in California plants showed an increase over January with 297,000 pounds frozen. The freezings were far below those for February 1945, when 425,000 pounds were frozen, the Service's Market News Office at San Pedro reported.

COLD STORAGE HOLDINGS—LOS ANGELES
in millions of pounds



Fishery products held in California cold-storage warehouses on March 1 totaled 7,349,000 pounds, a net reduction of 278,000 pounds compared with holdings on February 1, but 4,536,000 pounds greater than stocks held on March 1, 1945.

Between February 1, and March 1, noticeable decreases occurred in holdings of flounder filets and silver salmon, while marked increases were found in holdings of smelt and shrimp. Almost without exception, holdings on March 1 of all species were far in excess of those on March 1, 1945.


United States

U. S. FISHING PORTS: The leading United States fishing ports in 1945, in weight of fish landed, were San Pedro, Monterey, Gloucester, San Francisco, and Boston, in the order named, but in terms of the value of the landings, Boston held first place, the Fish and Wildlife Service reported on March 9.

Following the leading five were four ports on the East Coast and one on the Pacific Coast: Lewes, Del.; Beaufort-Morehead City, N. C.; New Bedford, Mass.; San Diego, Calif.; and Reedville, Va. These ten ports receive approximately half of the nation's total production of fish and other aquatic products.

San Pedro, which has held first place on the list of fishing ports for two years in succession, handled approximately 480,000,000 pounds in 1945. The bulk of the landings at San Pedro are pilchards or sardines, although tuna and mackerel also are landed in considerable quantity at this port.


The enormous landings of pilchards are responsible for the high rank of Monterey and San Francisco, for at both ports this single species comprises more than 90 percent of the landings. Last year, Monterey received a total of 330,000,000 pounds of all species, while San Francisco's landings were 200,000,000 pounds.



PILCHARD

The port of Gloucester not only has held the leading place among Atlantic Coast ports for three consecutive years, but in 1945, was one of the three principal ports of the United States. Gloucester, in third place, received 213,000,000 pounds, while Boston, fifth in rank, handled 188,000,000 pounds. These ports are the country's principal centers for the production of fresh fish, their landings consisting chiefly of haddock, rosefish, cod, flounders, mackerel, and other species handled almost exclusively by the fresh fish markets.


Although Boston's landings were smaller than Gloucester's by about 25,000,000 pounds, their total value was greater--\$13,790,000 as against \$11,184,000 for the Gloucester landings. Haddock and cod, which are the chief items in the landings at Boston, bring a higher price than the rosefish which made up about 48 percent of the Gloucester receipts.



MENHADEN

Three towns on the Atlantic Coast--Lewes, Del.; the Beaufort-Morehead City area of N. C.; and Reedville, Va.--are among the ten principal fishing ports because of their landings of a single species of fish--menhaden. Although the menhaden is not well known to the general public because its chief use is in the manufacture of meal and oil, rather than as food, it is caught in greater quantity than any other fish on the Atlantic Coast. Landings of menhaden, together with minor quantities of other species, totaled approximately 175,000,000 pounds at Lewes last year. The Beaufort-Morehead City area received about 143,000,000 pounds, of which probably 90 percent was menhaden.

The rapidly growing port of New Bedford increased its landings from 75,000,000 pounds in 1944 to 101,000,000 pounds last year, ranking eighth on the list of United States ports. Like Gloucester and Boston, New Bedford is a fresh fish center, flounders and haddock predominating in its landings.



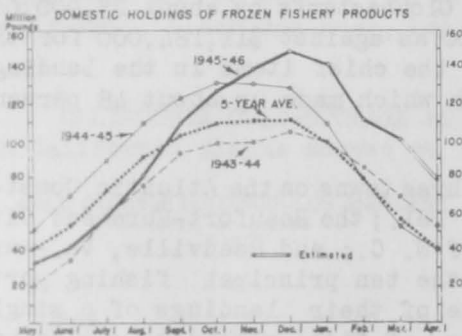
San Diego, in ninth place, received about 100,000,000 pounds in 1945, with tuna its most important species. Because of its southern location, this port is the principal place of landing for the large tuna clippers that fish off the coast of Mexico and Central America.

Reedville, ranking tenth on the list, received about 80,000,000 pounds, almost entirely menhaden.

Among other ports with landings ranging between 40,000,000 and 80,000,000 pounds, are Fernandina, Fla., which received about 74,000,000 pounds, chiefly menhaden; Astoria, Ore., with about 48,000,000 pounds; and Seattle, Wash., and Provincetown, Mass., with about 42,000,000 pounds each.

COLD-STORAGE FREEZINGS AND HOLDINGS: Holdings of frozen fish and shellfish on March 1 were 72 percent above the average for that season of the year, totaling 99 million pounds, according to the United States Fish and Wildlife Service's Current Fishery Statistics No. 257.

Although inventories of frozen seafoods declined nearly 50 million pounds from their winter peak of 148 million pounds reached on December 1, withdrawals proceeded at a rate considerably less than normal. In 1945, holdings on March 1 were only 53 million pounds.



Reports reaching the Fish and Wildlife Service in the two weeks after March 1 indicated that stocks of frozen fish, at least in some areas, had begun to move more rapidly, probably reflecting the Lenten demand. Heavy withdrawals were reported from Boston, where production of fresh fish had been sharply reduced by a labor disagreement, and from New York and Chicago.

Holdings of fishery products in cold-storage and freezing establishments on March 1 included 73 million pounds of salt-water fish, 10 million pounds of fresh-water species, and 16 million pounds of shellfish.

