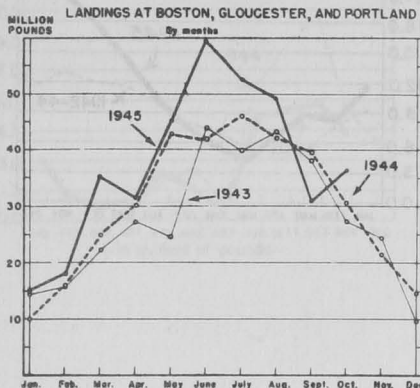


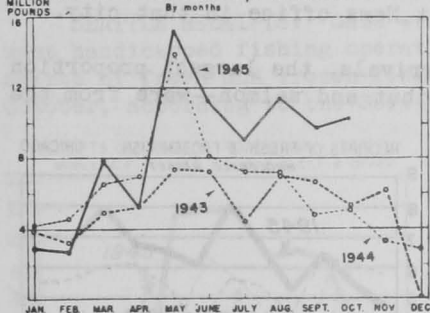
FRESH AND FROZEN FISH

New England

LANDINGS AT THREE PORTS: Landings by fishing craft at Boston, Gloucester, and Portland during October totaled 36,541,000 pounds, valued at \$2,503,900 to the fishermen, according to the Service's Current Fishery Statistics No. 237. This was an increase of 20 percent in quantity landed compared with October 1944. Landings during the first ten months of 1945 totaled 374,760,000 pounds compared with 326,172,000 pounds landed during the corresponding period of 1944, an increase of 15 percent.



LANDINGS AT NEW BEDFORD, MASSACHUSETTS

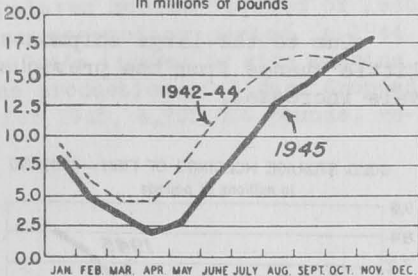


NEW BEDFORD LANDINGS: Fishery products landed at New Bedford, Massachusetts, during October totaled 11,637,000 pounds, valued at \$1,123,700 to the fishermen, according to the Service's Current Fishery Statistics No. 240. This was an increase of 126 percent in quantity landed compared with October 1944. Total landings during the first ten months of 1945 amounted to 87,461,000 pounds as compared with 68,671,000 pounds landed during the corresponding period of 1944, an increase of 27 percent. Important gains were shown in the haddock, mackerel, and red hake landings during the first ten months of 1945.

COLD-STORAGE HOLDINGS: Holdings of fishery products in Boston cold-storage plants continued to mount during November, reaching on November 28, a total of 17,998,000 pounds, according to the Service's Market News office in Boston. The month's gains accrued mainly during the first two weeks of the period. Holdings on October 31 had been 16,591,000 pounds, while on November 29, 1944, there were 16,219,000 pounds held.

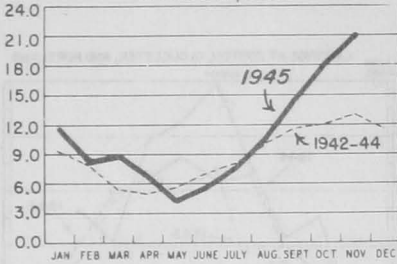
Enlarged holdings of salt-water species accounted for the bulk of the gains during November, stocks of cod fillets and mackerel showing particularly large increases.

COLD STORAGE HOLDINGS OF FISH - BOSTON



Middle Atlantic

COLD STORAGE HOLDINGS—NEW YORK CITY
In millions of pounds



COLD-STORAGE HOLDINGS: Continued gains in the stocks of frozen fish and shellfish in New York's cold-storage warehouses were recorded during November, according to the Service's Market News office in that city. Despite lowered holdings of cod fillets, salt-water stocks advanced over a million pounds, while fresh-water fish and shellfish holdings rose 260,000 and 680,000 pounds, respectively. The 21,468,000 pounds on hand on December 1 compared with 19,207,000 pounds held on November 1 and 16,685,000 pounds held on December 1, 1944.



Great Lakes

RECEIPTS: Receipts of fish and shellfish during November in the Chicago wholesale fish market--6,800,000 pounds--were 15 percent less than those of October, and 18 percent larger than November 1944, according to the Service's Market News office in that city.

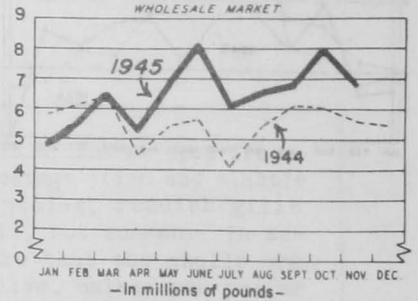
Salt-water varieties accounted for 44 percent of the arrivals, the largest proportion since July. Two of the three leading salt-water items--halibut and salmon--were from the West Coast, while the third--cod and cod fillets--came from New England and the Maritime Provinces.

The principal fresh-water species were lake trout, lake herring, carp, whitefish, and chubs--listed in order of their volume. Total shellfish receipts dropped greatly when compared with October, but were about the same as those for November 1944. Of these, shrimp again was the leading item on the Chicago market, while oysters were the next most important shellfish.

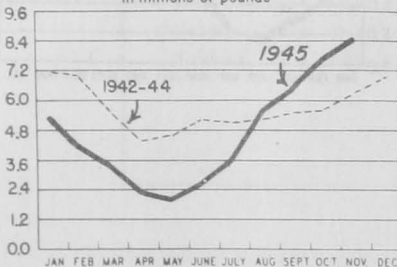
Arrivals of frozen halibut increased during the month while salmon shipments declined.

Due to the large shipments of frozen fish, freight movements into Chicago showed very little change from the previous month. Express receipts decreased the most, but truck arrivals increased.

RECEIPTS OF FRESH & FROZEN FISH - CHICAGO
WHOLESALE MARKET



COLD STORAGE HOLDINGS OF FISH - CHICAGO
In millions of pounds



COLD-STORAGE HOLDINGS: Keeping pace with the continued rise in cold-storage holdings of fishery products throughout the country, Chicago's holdings rose from 7,721,000 pounds on hand on November 1, to 8,413,000 pounds on November 29. The advance was general, with no major commodity displaying more than a minor change in status. The most important items held on December 1 were shrimp, whiting, cod fillets, chubs, salmon, halibut, lake trout, and whitefish. On December 1, 1944, 7,396,000 pounds of fishery products were being held.



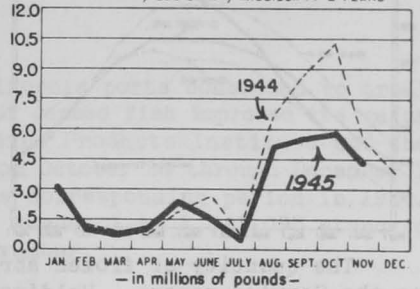
Gulf

PRODUCTION OF FISHERIES: At the close of November, total 1945 landings of shrimp in the Gulf of Mexico were still 23 percent behind 1944 figures--the same percentage as at the end of October--according to the Service's Market News office in New Orleans.

Shrimp canning operations for the 11 months of 1945 were only a third of 1944's totals, with shrimp being marketed mainly as a cooked-and-peeled product.

Oyster production trailed 1944's figures, but hard crabs, crabmeat, and both fresh- and salt-water fish showed important increases.

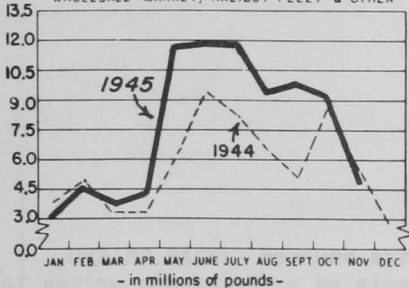
LANDINGS OF SHRIMP FOR ALL USES - HEADS OFF
ALABAMA, LOUISIANA, MISSISSIPPI & TEXAS



Pacific

SEATTLE RECEIPTS: Gale winds and heavy seas offshore in the waters of the Pacific Northwest handicapped fishing operations to such an extent during November that Seattle's receipts of fresh and frozen fishery products dropped to almost half of those received in October, according to the Service's local Market News office. A number of the more venturesome vessels foundered or were driven ashore and many craft were forced to return to port without completing their fishing operations. With the exception of flounders and smelt, which are caught in the shallow and more protected waters, the receipts of practically all species manifested large declines.

RECEIPTS OF FRESH & FROZEN FISH - SEATTLE
WHOLESALE MARKET, HALIBUT FLEET & OTHER



Receipts from Alaska amounted to 1,179,000 pounds, 24 percent of the total arrivals, and consisted mainly of salmon (largely silver and chum), halibut, sablefish, rockfishes, and clam meat. Canadian imports were very light, amounting to only 6,000 pounds.

Despite the November set-back, receipts for the first eleven months' period of 1945 were almost a third larger than those received during the corresponding period in 1944. Deliveries of true cod, smelt, rockfishes, and salmon exceeded 1944's figures by wide margins, as they have done consistently throughout 1945. However, the production of livers dropped to the lowest figure in several years as the 11-month total for 1945, 4,703,000 pounds, remained 17 percent less than the comparable 1944 figure.

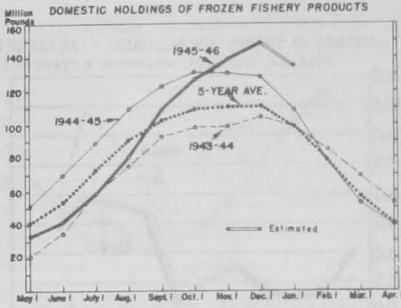


United States

COLD-STORAGE FREEZINGS AND HOLDINGS: Holdings of frozen fish and shellfish, which during October broke all previous records for volume, established a new high level December 1 when the total quantity of seafoods in freezers and cold-storage establishments reached 148,000,000 pounds, according to the Fish and Wildlife Service's Current Fishery Statistics No. 235.

The previous high point, reached November 1, 1945, was 138 million pounds. The subsequent increase of 10 million pounds during November not only established a new record for

the quantity of frozen fish in storage, but reversed the normal downward trend of such holdings during the closing months of the year.



Holdings on December 1 were 20 million pounds higher than on the first of December 1944, and 37 million pounds in excess of the average December 1 holdings for the years 1940 through 1944.


Scattered reports received by the Fish and Wildlife Service during December indicated only moderate recessions during that month from the 148 million-pound peak, and showed that in some areas still larger inventories were being built up.

The quantity of frozen shrimp in storage was continuing its spectacular rise, according to the Service report. Holdings as of December 1 were approximately 16 million pounds, compared with 13 million pounds on November 1 and 10.5 million pounds a year previous. Average holdings of shrimp at this time of the year are only about 8 million pounds.

Largely because of the rise of shrimp holdings, inventories of all shellfish combined were on December 1 approximately double their average size for that date.

Salt-water fish rose from 112.5 million pounds on November 1 to 114.1 million the first of December, although average holdings of marine species were only 87.6 million pounds. Fresh-water species, on the other hand, were at a fairly normal level, with holdings of 12.3 million pounds reported.

Holdings of salmon were reported as 18.8 million pounds, or about seven and a half million above the average; mackerel, with 10.6 million pounds reported, was two million above average; stocks of whiting, which amounted to 15.3 million pounds, were 4.5 million pounds above the average.



DEPARTMENT OF THE INTERIOR, FISH AND WILDLIFE SERVICE

Division of Commercial Fisheries, Washington 25, D. C.

Name	Title	Rm. No.	Tel. Ext.
A. W. Anderson	Chief, Division of Commercial Fisheries	3208	3975-6
F. F. Johnson	Asst. Chief, Div. of Commercial Fisheries	3211	3975-6
J. M. Lemon	Chief, Technological Section	3210	4745-6
E. A. Power	Chief, Statistical Section	3220	4881-2
W. H. Dumont	Chief, Market News Section	3224	4843-4
R. A. Kahn	Chief, Economics & Coop. Marketing Section	3216	3985
Ralph Russell	Chief, Market Development Section	3215	2946