

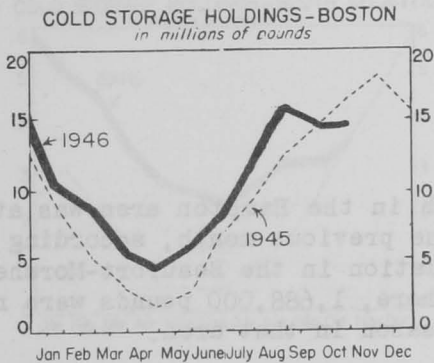
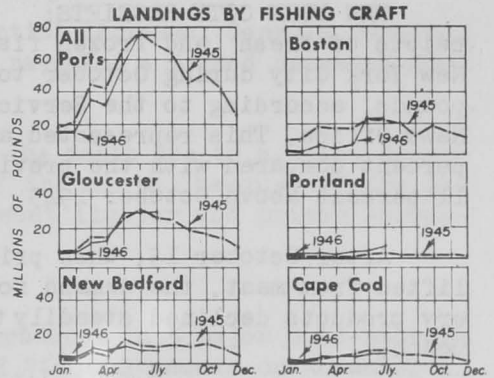
FRESH AND FROZEN FISH

New England

LANDINGS: Total landings at Boston, Gloucester, and New Bedford amounted to 54,335,000 pounds during October. This was an increase of 1,014,000 pounds compared with September, according to the Service's Market News Office at Boston.

Boston showed a decline of 7.1 percent in landings during October compared with the previous month, while landings at Gloucester and New Bedford increased 1.7 and 14.8 percent, respectively.

LANDINGS DURING JULY: Landings by fishing craft during July at the ports of Boston, Gloucester, and New Bedford, Mass., various ports on Cape Cod, and at Portland, Maine, totaled 75,283,000 pounds--an increase of 6 percent compared with July 1945. Total landings during the first 7 months of 1946 amounted to 302,833,000 pounds, compared with 340,037,000 pounds landed during the corresponding period of 1945. Landings at Portland during the first 7 months of 1946 were 66 percent above the previous year, while deliveries to Boston showed a decline of 39 percent. Landings at Gloucester, the nation's leading fresh fish port, were almost identical with the receipts of a year ago, according to Current Fishery Statistics No. 296.



BOSTON COLD-STORAGE HOLDINGS: Holdings of fishery products in 13 cold-storage plants in Maine and Massachusetts totaled 28,558,000 pounds on October 30, according to the Service's Market News Office in Boston. This was a slight decrease compared with holdings of 29,865,000 pounds on September 30, but was 869,000 pounds greater than stocks held on October 30, 1945.

The demand for frozen fishery products showed a marked decline during the latter part of October.

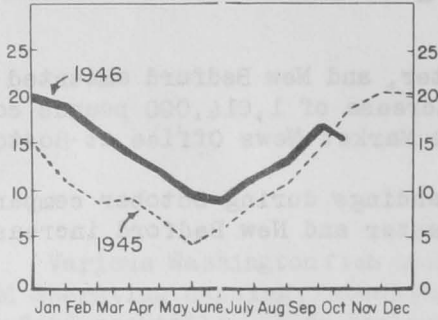


Middle Atlantic

NEW YORK CITY COLD-STORAGE HOLDINGS: Cold-storage holdings of fishery products in the New York metropolitan area on November 1 totaled 15,555,000 pounds, according to the Service's Market News Office in that city. This was a decrease of more than 3½ million pounds compared with stocks held on November 1, 1945.

Stocks of salt-water items such as cod and haddock fillets, haddock, halibut, and sablefish showed sizable declines on November 1 and were responsible in large measure for the decrease displayed in the total inventory on that date.

COLD STORAGE HOLDINGS—NEW YORK
in millions of pounds



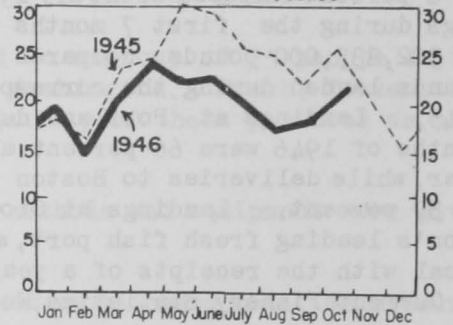
Holdings of ciscoes, sturgeon, and spoon-bill cat, in the fresh-water group, also dropped, but these were offset by the large rise in white-fish holdings.

Increases were shown in stocks of lobster tails, sea scallops, and shrimp on November 1, the shrimp inventory showing a gain of 300 thousand pounds over October 1.

NEW YORK CITY RECEIPTS: Landings and receipts of fresh and frozen fishery products in New York City during October totaled 22,845,000 pounds, according to the Service's local Market News Office. This represented an increase of 23 percent compared with the previous month and was 11 percent above October 1945.

After October 15, when price controls were lifted from meat, the demand for fish and fishery products declined steadily to the end of the month.

NEW YORK CITY RECEIPTS
in millions of pounds



Chesapeake

PRODUCTION: Landings of fish and shellfish in the Hampton area was at a minimum during October, as was the case during the previous month, according to the Service's local Market News Office. The situation in the Beaufort-Morehead City area of North Carolina is much different. There, 1,688,000 pounds were recorded for October. This is the most important season in that area.

The production of fresh picked crabmeat during the month rose to only 4,000 pounds over September.

Regardless of the warmer weather in October, shucked oysters increased from 95,966 gallons in September to 246,738 gallons in October.

Consumer demand for both crabmeat and oysters declined considerably during the latter half of October, after the lifting of meat controls.



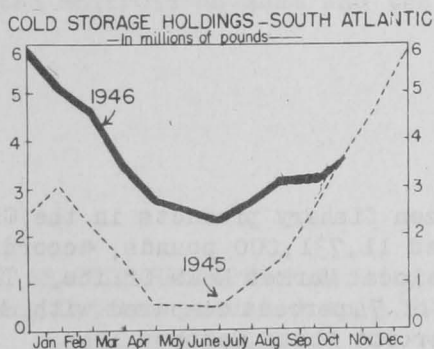
South Atlantic

RECEIPTS: Production of shrimp in Florida and other South Atlantic States during October amounted to 1,716,000 pounds (heads off). This was an increase of 23 percent compared with September 1946, and 33 percent less than landings in October 1945, according to the Service's Market News Office at Jacksonville. The decrease in shrimp landings this season is attributed mainly to the hurricane at the beginning of the month, which resulted in bad weather at sea for more than a week.

Georgia continued to lead the other States in production with a total of 656,000 pounds, followed by Florida with 595,000 pounds, North Carolina with 342,000 pounds, and South Carolina with 123,000 pounds. Compared with last month's landings, Florida and North Carolina showed a substantial increase, Georgia remained the same, and South Carolina declined. All States revealed a marked decrease compared with the same period last year.

Prices of shrimp were high at the beginning of the month due to a brisk demand and an active market. However, toward the end of the month, because of the increased supply of meat available, demand was somewhat lighter and prices correspondingly lower.

COLD-STORAGE HOLDINGS: Holdings of fishery products in 5 major cold-storage warehouses in the South Atlantic States totaled 3,710,000 pounds on November 1, according to the Service's Market News Office at Jacksonville. This was an increase of 560,000 pounds compared with October 1, but was only 60,000 pounds above holdings on November 1, 1945.



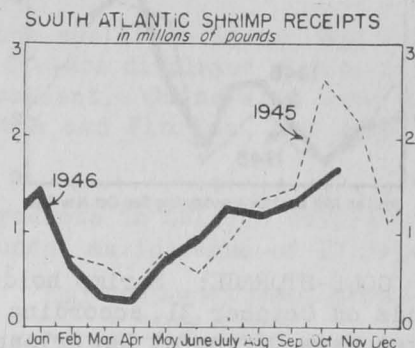
The most important items held, in order of quantity, were cod, haddock, pollock, and rosefish fillets, mullet, whiting, king whiting, shrimp, Spanish mackerel, and scup.

Stocks of fish increased 322,000 pounds during the month and shellfish holdings, 239,000 pounds. Most of the gain in fish inventories was due to increases in stocks of rosefish fillets, whiting, mullet, and Spanish mackerel, while the rise in shellfish stocks was due mainly to larger quantities of shrimp moving into cold-storage.

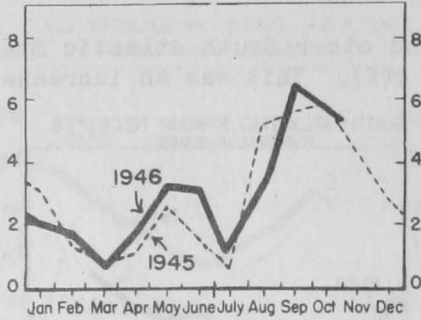


Gulf

PRODUCTION: Shrimp production in the Gulf area during October totaled 42,000 barrels, an increase of 10 percent over landings in September, but a decline of



GULF SHRIMP RECEIPTS—
in millions of pounds



8 percent compared with October 1945, according to the Service's Market News Office at New Orleans. Total landings for the 10 months ending October 31 were less than 1 percent above those for the corresponding period in 1945.

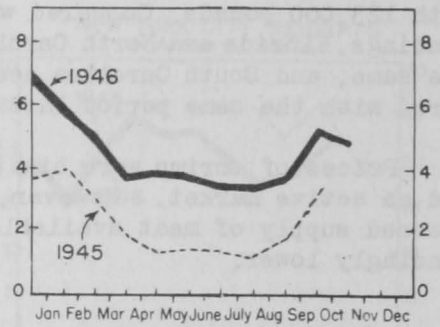
More than double the amount of shrimp was canned during the first 10 months of 1946 than for the same months last year. This year, 34 percent of the total shrimp production was used for canning, while only 15 percent was canned during the corresponding period in 1945.

COLD-STORAGE: Shrimp holdings in Gulf cold-storage plants totaled 3,561,000 pounds on October 31, according to the Service's Market News Office at New Orleans. Compared with stocks held on October 3, this was an increase of 27 percent and was 20 percent greater than holdings on November 8, 1945.

Holdings of cooked and peeled shrimp amounted to 104,000 pounds on October 31. Withdrawals during the previous 4 weeks exceeded the "in" movement by 26,000 pounds.

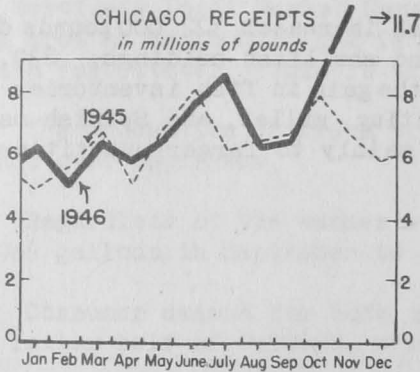
The salt-water fish inventory on October 31 was 1,931,000 pounds, 700,000 pounds of which consisted of cod and rosefish fillets, mullet, whiting, and king whiting.

GULF COLD STORAGE HOLDINGS
in millions of pounds



Great Lakes

CHICAGO RECEIPTS: Receipts of fresh and frozen fishery products in the Chicago wholesale fish market during October totaled 11,731,000 pounds, according to the Service's local Market News Office. This was an increase of 74 percent compared with September and 47 percent above October 1945.



Compared with September, fresh-water receipts advanced 17 percent and were 35 percent higher than October 1945. Salt-water receipts exceeded those of September by 164 percent and were 60 percent above October 1945. Shellfish deliveries were 133 percent above September and 44 percent higher than October 1945.

The chief reasons for the gain in fresh-water species were larger deliveries of sauger and frozen tullibee from Manitoba, yellow perch from Michigan, lake herring from Minnesota, sheepshead and buffalo-fish from Iowa and Wisconsin, and bullheads from Ontario. Substantial gains were also recorded in some of the less important species.

The rise in salt-water receipts was the result of a 100 percent gain in halibut receipts; a 270 percent gain in deliveries of cod and cod fillets from east coast points; an increase of 80 percent in salmon; 248 percent in rosefish fillets; and 142 percent in sablefish. Less important items showed substantial gains also.

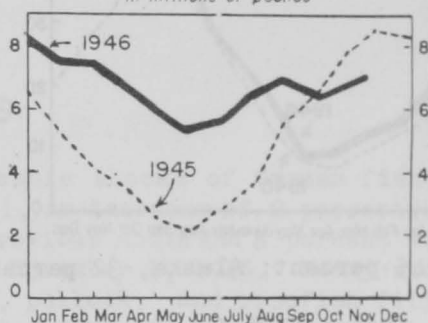
Shrimp receipts were the most important of the shellfish items, and showed an increase of 164 percent over September. Shell oysters displayed a rise of 215 percent over September and shucked oysters, 140 percent. Gains also were shown in lobsters, spiny lobster tails from South Africa and Florida, and scallops.

CHICAGO COLD-STORAGE: Holdings of fishery products in Chicago cold-storage warehouses on October 31 amounted to 7,171,000 pounds, an increase of 13 percent over holdings on October 3, but 7 percent below November 1, 1945, according to the Service's local Market News Office.

Greatest gains were shown in stocks of salt-water varieties and shellfish, the former increasing 7 percent and the latter 110 percent compared with the October 3 holdings of these items. Rosefish, cod, and haddock fillets showed the greatest increases. Although salmon rose 60 percent over October 3, total stocks of this species amounted to only 275,000 pounds on October 31, compared with 695,000 pounds on November 1, 1945.

The marked increase in shellfish holdings was due to the large deliveries of shrimp during October, most of which was sent to cold-storage as the result of lifted controls on meat and the accompanying poor demand for fishery products.

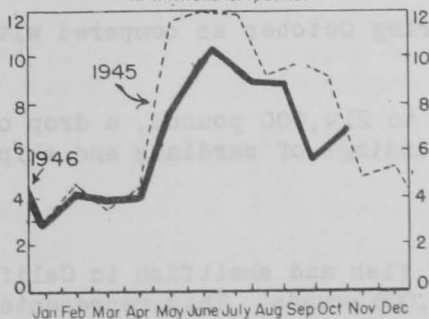
GOLD STORAGE HOLDINGS—CHICAGO
in millions of pounds



Pacific

SEATTLE RECEIPTS: Landings of fresh and frozen fishery products at Seattle during October amounted to 6,870,000 pounds, according to the Service's local Market News Office. This represented an increase of 14 percent over September, but was 25 percent less than October 1945.

SEATTLE RECEIPTS
in millions of pounds



Otter-trawl production of bottom fish was seriously affected by several price disputes between fishermen and wholesalers and bad offshore weather.

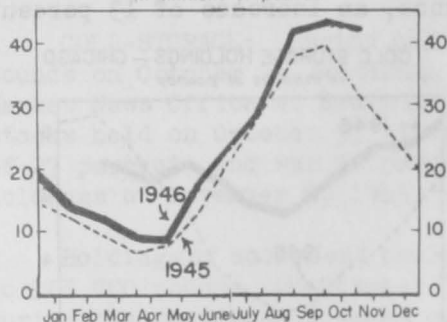
Receipts were further curtailed by the West Coast maritime disagreement, which tied up practically all shipping and decreased Alaska's normally heavy fall shipments of fresh and frozen fish to less than one-tenth of those received during October 1945. In addition,

a considerable portion of the year's canned salmon and mild-cured packs, both urgently needed for State-side distribution, remained locked in storage.

When price controls were removed from fresh and frozen salmon on October 1, prices soared. Salmon fishermen, being encouraged, redoubled their fishing effort, with the result that salmon receipts reached 4,292,000 pounds during October, nearly double those for the previous month.

NORTHWEST COLD-STORAGE HOLDINGS: Stocks of fish and shellfish amounting to 41,613,000 pounds were held in cold-storage plants in Washington, Oregon, and Alaska on November 1, according to the Service's Market News Office at Seattle. This represented a decline of 5 percent compared with October 1, but was $9\frac{1}{4}$ million pounds greater than holdings on November 1, 1945.

COLD STORAGE HOLDINGS—NORTH PACIFIC
in millions of pounds



Heaviest inventories were reported for salmon, 16,835,000 pounds; halibut, 14,856,000 pounds; sablefish, 5,417,000 pounds; and bottomfish filets, 1,543,000 pounds.

Total freezings during October amounted to 7,112,000 pounds, with Washington plants freezing 45 percent; Alaska, 32 percent; and Oregon, 23 percent.

Although State-side shipments of frozen fishery products are normally made during the late fall months, the continued tie-up of coastwise vessels by labor disputes was largely responsible for the heavy quantities remaining in Alaska cold-storage.

RECEIPTS AT SOUTHERN CALIFORNIA PORTS: Landings of fresh fish at the ports of San Pedro and Santa Monica during October totaled 2,813,000 pounds. Compared with September, this was an increase of 1,454,000 pounds, according to the Service's Market News Office at San Pedro.

Of total landings during October, 2,263,000 pounds were mackerel. This was a gain of 1,487,000 pounds over September. Other increases occurred in California halibut, sheepshead, spiny lobster, swordfish, and bluefin tuna, while sizable decreases were noted in landings of anchovy, barracuda, sea bass, Spanish mackerel, albacore, and yellowtail.

San Diego landings totaled 473,000 pounds during October as compared with 483,000 pounds in September.

At Newport, landings during October amounted to 219,000 pounds, a drop of 109,000 pounds compared with September. Smaller landings of sardines and skipjack were responsible for the decline.

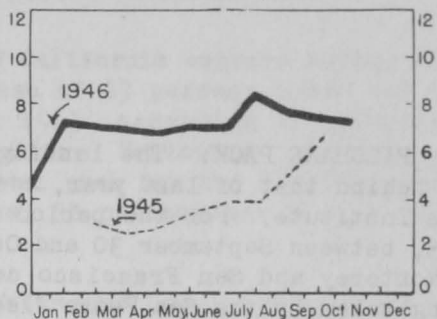
CALIFORNIA COLD-STORAGE HOLDINGS: Holdings of fish and shellfish in California cold-storage plants on November 1 totaled 7,343,000 pounds. This represented

an increase of 79,000 pounds compared with October 1, and was 269,000 pounds greater than November 1, 1945.

Freezings of fish and shellfish in California decreased slightly, with 322,000 pounds frozen in October compared with 355,000 pounds in October 1945.

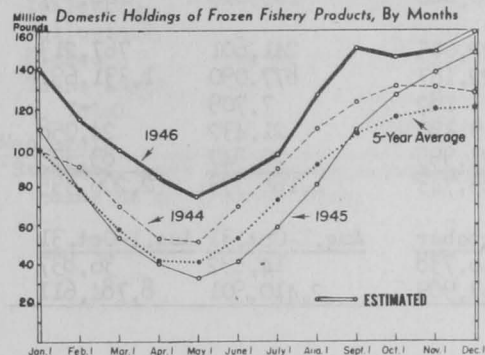
Fair increases were noted in the freezings and holdings of swordfish and shrimp on November 1, but aside from these, there were no marked changes over the previous month.

COLD STORAGE HOLDINGS - CALIFORNIA
in millions of pounds



United States

COLD-STORAGE FREEZINGS AND HOLDINGS: Domestic stocks of frozen fish and shellfish totaled 149,549,000 pounds on November 1, an increase of 2 percent compared with the previous month and 8 percent above the holdings on November 1, 1945. Heavy stocks of cod, haddock, pollock, and rosefish fillets were largely responsible for the increase. The inventory of these items amounted to over 30 million pounds on November 1 compared with 17,304,000 pounds on the same date in 1945, according to Current Fishery Statistics No. 301.



nearly one-fourth of the total freezings during October. Over 7 million pounds of fillets of this species were frozen during the month.

