



## International

### EUROPEAN FREE TRADE ASSOCIATION

#### CONVENTION RATIFIED BY MEMBER GOVERNMENTS:

The diplomatic representatives of the Republic of Austria, the Kingdom of Denmark, the Kingdom of Norway, the Portuguese Republic, the Kingdom of Sweden, the Swiss Confederation, and the United Kingdom of Great Britain and Northern Ireland on May 3, 1960, deposited the instruments ratifying the Convention establishing the European Free Trade Association, also commonly known as the Outer Seven. Thus the Convention comes into force.

This Association was created in terms of a trading, not a political, community; a community open to anyone willing to trade with it.

The purpose is to increase the flow of trade between the seven countries and thereby to improve the standard of living. The seven countries have jointly decided to lower the tariffs between them and form a Free Trade Area.

A statement by Sweden's Minister of Trade pointed out that ". . . The integration within EFTA is in itself important, but we will continue our efforts towards a wider European association and for the liberalization of world trade. It is difficult, however, to be optimistic about the immediate possibilities to reach agreement on such an association. We seem to have run into a situation where a widening rather than a narrowing of the gap between the different trade groups may be impossible to avoid. But we shall strive to overcome the present difficulties, as otherwise the consequences for Europe would be very serious indeed. Nor should we forget that a split between

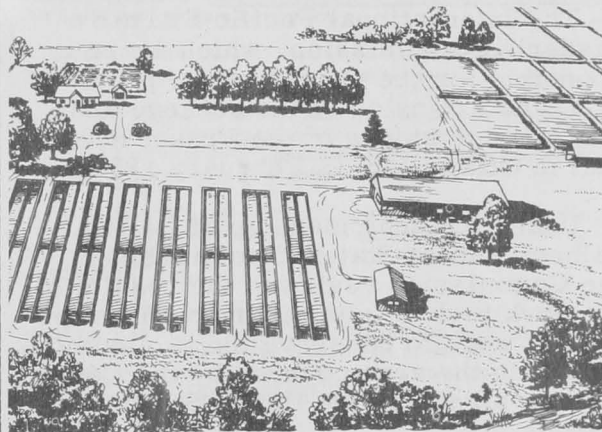
the industrialized countries of Europe would also mean reduced possibilities to help the underdeveloped countries--one of the main tasks of our time.

"The reason why I cannot be more optimistic now is the acceleration plan put forward by the Commission of the Six. Put into effect it would mean increased discrimination in Europe and a widening of the gap, even in a political sense. . ." (United States Embassy in Stockholm, May 4, 1960.)

### INTERNATIONAL PACIFIC SALMON FISHERIES COMMISSION

#### EXPERIMENTAL SALMON HATCHERY BEING CONSTRUCTED IN CANADA:

An experimental sockeye hatchery is now being constructed by the International Pacific Salmon Fisheries Commission on Pitt River. The spawning grounds of



the sockeye in Pitt River are very unstable, with the result that the native population is unable to reproduce at a competitive rate with highly productive up-river races such as Chilko which migrate through the fishery at approximately the same time. As a result of poor spawning conditions the Pitt River sockeye runs have declined in nine of the last ten years and the es-

## International (Contd.):

capement is rapidly reaching an unimportant level.

The hatchery will have a starting capacity of 4 million fry and is expected to be in operation in time for the 1960 run. New principles of operation will be tried at the outset and others added when justified by current research. The eggs will be incubated in complete darkness to eliminate the known adverse effects of light. The fry will be allowed to migrate from the hatchery to Pitt Lake in accordance with their natural instincts rather than be subject to arbitrary plantings regardless of the stage of physiological development.

The Fisheries Research Board of Canada determined 20 years ago that the artificial propagation of Fraser River sockeye and the release of unreaired fry did not justify the cost. The Commission believes, however, that new methods may provide for a successful operation and thus keep the Pitt River run of sockeye of sufficient size to utilize the tremendous rearing capacity of Pitt Lake which is 18 miles long.

\* \* \* \* \*

FEBRUARY 1960 MEETING:

The International Pacific Salmon Fisheries Commission, which is responsible for the preservation, protection, and extension of the sockeye and pink salmon stocks of the Fraser River, met in Ottawa late in February 1960.

Under the chairmanship of DeWitt Gilbert, United States Commissioner, the Commission reviewed the results of its work to date, and reported on its continuing work to conserve the two salmon stocks in the area covered by the Convention signed by the United States and Canada.

The Commission was originally appointed in 1937 to restore the sockeye stocks of the Fraser River system. The Convention under which the Commission was set up was amended in 1957 to cover the conservation of pink salmon stocks in the same area. (Canadian Department of Fisheries Trade News, March 1960.)

## LATIN AMERICAN FREE ECONOMIC ASSOCIATION

EXCHANGE OF RATIFICATIONS PLACES ASSOCIATION INTO EFFECT:

With the exchange of ratifications, the Latin American Treaty of Economic Association is in full effect. The Treaty was signed in February 1960, by Guatemala, El Salvador, and Honduras. The common market between these three countries becomes a reality, since free entry is allowed in any one of the three countries to the natural products or to articles manufactured in either of the other two countries with the exception of a few products which are subject to special regulations.

A communique of the Guatemalan Ministry of Economy published in the Diario de Central America on May 3 announced the exchange of ratifications of the Treaty. Also, the text of the resolution on Central American economic integration recently approved at San Jose, Costa Rica, by the Central American Ministers of Economy, also was published.

In accordance with the Economic Association Treaty, it is expected in the near future to establish the Development and Aid Fund, whose purpose will be to contribute financially to the integration and development of the three countries; this entity will provide a new source of stimulus for private investment.

The Republic of Nicaragua, at the recent meeting of the Ministers of Economy held in San Jose, Costa Rica, also indicated its desire to proceed with an accelerated economic integration with the rest of Central America.

At the San Jose meeting an agreement was signed between the Central American governments and the United Nations Special Fund in order that this organization shall aid the Central American Industrial Technology and Research Institute (ICAITI). On the basis of this aid, it is hoped that ICAITI will be capable of giving service to Central American industry in an ever-increasing efficient manner.

At the San Jose meeting it was also resolved that the work towards Central American customs equalization shall continue at the end of May; therefore, it is

## International (Contd.):

expected that at the end of the year a Central American Uniform Customs Tariff Plan will be available. (United States Embassy in Guatemala, May 9, 1960.)

## LAW OF THE SEA

### CONFERENCE CONCLUDES WITHOUT ADOPTING PROPOSALS ON TERRITORIAL SEA AND FISHING ZONE:

In closing the United Nations Conference on the Law of the Sea in Geneva on April 26, 1960, the Conference President, Prince Wan Waithayakon (Thailand), expressed regret that it had not resolved vital problems affecting the width of the territorial sea and fishing zones.

The Conference concluded its work after rejecting or, because of the lack of a two-thirds majority, failing to adopt any substantive proposal on those two questions. It did, however, adopt a proposal expressing the need for technical assistance in fisheries.

In his statement, Prince Wan spoke of the need to make adjustments between the economic and political interests of coastal states and the principle of freedom of the seas. He expressed hope that, with good will, new efforts in due time would be made to arrive at agreement.

The session was formally completed April 27 with signature of the Final Act.

In a series of votes the Conference took the following action:

Failed to give a two-thirds majority to the United States-Canadian proposal which would have provided a six-mile territorial sea and granted another six-mile zone for exclusive fishing rights, with recognition of certain historical rights. The vote was 54 in favor, 28 against, with 5 abstentions. Those voting against the United States-Canadian proposal were Albania, Bulgaria, Burma, Byelorussia, Chile, Czechoslovakia, Ecuador, Guinea, Hungary, Iceland, India, Indonesia, Iraq, Libya, Mexico, Morocco, Panama, Peru, Poland, Romania, Saudi Arabia, Sudan, Ukraine, U.S.S.R., United Arab Republic, Venezuela, Yemen, and Yugoslavia. Abstaining on the United States-Canadian proposal were Cambodia, El Salvador, Iran, Japan, and the Philippines. Lebanon was absent.

Failed to give the required majority to a request by Arthur H. Dean (United States) for reconsideration of the vote on the United States-Canadian proposal. It received 50 votes in favor, 29 against, with 8 abstentions.

Failed to adopt the 10-nation proposal which would have left the width of the territorial sea in abeyance but would have granted a 12-mile zone of exclusive fishing rights. (The sponsors were Indonesia, Iraq, Lebanon, Mexico, Morocco, Saudi Arabia, Sudan, United Arab Republic, Venezuela, Yemen.) The vote was 32 in favor, 38 against, with 18 abstentions.

Rejected an Icelandic proposal under which preferential fishing rights would be granted to countries "overwhelmingly dependent" upon their coastal fisheries. The vote was 25 in favor, 37 against, with 26 abstentions.

Before voting on the United States-Canadian proposal as a whole, adopted an amendment to it submitted by Brazil, Cuba, and Uruguay, seeking preferential rights in zones of the high seas for countries particularly dependent on fishing. The vote was 58 in favor, 19 against, with 10 abstentions.

Adopted a proposal for technical assistance in fishing, sponsored by Ethiopia, Ghana, and Liberia. The vote was 68 in favor, none against, with 20 abstentions.

In the course of the discussion preceding the voting, Dean (United States) spoke of the concessions made by the maritime powers, and cited the "large majority" support for their stand, as opposed to the position of the minority. The 12-mile states, he said, had not made a single step toward general agreement.

A. K. Sen (India), explaining his vote against the United States-Canadian proposal, said that many countries feared the appearance of foreign warships close to their shores. In the first place, he said, there was no need for these warships to come so close. Twelve miles were required.

Grigori Tunkin (USSR), speaking in support of 12 miles and against the United States-Canadian proposal, said that 45 states, ever since the 1958 Conference on the Law of the Sea, had been making more and more sacrifice of legitimate interests while others had not even made a gesture of moving toward agreement.

Andre Gros (France), in announcing his decision to vote in favor of the United States-Canadian proposal, asked why 45 states, ever since the 1958 Conference on the Law of the Sea, had been making more and more sacrifice of legitimate interests while others had not even made a gesture of moving toward agreement.

Lubomir Radouilski (Bulgaria) warned that 12-milers would not recognize any six-mile decisions.

Najib Bouziri (Tunisia) said the existing situation of various limits was likely to prevail and the modus vivendi should be found perhaps through the adoption of the joint United States-Canadian proposal, but with continued respect for the 12-milers.

Gudmund Gudmundsson (Iceland), replying to an earlier suggestion by the United Kingdom representative for arbitration of historic fishing rights off Iceland, said that the Conference itself was competent to decide, and he wondered whether Britain wanted to avoid putting its position to a vote of the general Conference.

James Dossen Richards (Liberia) and E. K. Dadzie (Ghana) called for support for their proposal on technical assistance.

Edwin Glaser (Romania) said that a bad solution was worse than no solution and he opposed the United States-Canadian proposal.

Alvaro Garcia Herrera (Colombia) supported as "reasonable solutions" the United States-Canadian proposal and the Latin American amendment.

Gideon Rafael (Israel) supported the United States-Canadian proposal and the request for technical assistance.

Antoine Fattal (Lebanon) said his major concern was preservation of the Arabic nature of the Gulf of Aqaba. He found the United States-Canadian proposal unsupportable toward that aim and said he would abstain.

After the series of votes, Turkey and Canada informally suggested the possibility of prolonging the Conference so that new efforts could be made, but the suggestions were not voted upon.

On April 26 the Conference failed to adopt a Cuban proposal for a protocol to the 1958 Convention on Fishing and Conservation of the Living Resources of the High Seas. The vote was 33 in favor, 22 against, with 24 abstentions.

Note: Also see Commercial Fisheries Review, June 1960 p. 39.

## NORTHWEST PACIFIC FISHERIES COMMISSION

### JAPANESE-SOVIET NORTH PACIFIC SALMON FISHERY AGREEMENT SIGNED:

A Japanese-Soviet fisheries agreement limiting salmon catches in the northwest Pacific was signed on May 18,



## International (Contd.):

1960. Negotiations between the two countries began in Moscow on February 2.

At the fourth annual meeting of the Japanese-Soviet Commission for Northwest Pacific Fisheries, the Soviets charged that indiscriminate Japanese fishing was preventing salmon from reaching the spawning grounds. The Russians proposed a complete ban on salmon fishing in half the area under discussion and a shorter fishing season in the other half.

In the agreement, which covers catches of salmon, crab, and herring, the Japanese accepted a quota of 67,500 metric tons of salmon this year in exchange for fishing rights in the previously restricted areas. Also, the Japanese agreed to accept closure of two new areas. The first is a triangle bounded by the southern Kuriles, the treaty area boundary, and  $150^{\circ}$  E. longitude. The second is a rectangle bounded by  $46^{\circ}$  N. and  $48^{\circ}$  N. latitudes,  $155^{\circ}$  E. and  $160^{\circ}$  E. longitudes. The quota for red salmon, within the over-all quota of 67,500 tons, is 15,500 tons or about 7,750,000 fish. The Japanese wanted a quota of 85,000 tons of salmon, the same as in 1959. In 1958, the quota was 110,000 tons. This year's quota for red salmon is 500 tons less than last year's.

The Soviets state that the limits on salmon catches are necessary to preserve dwindling stocks. The Japanese biologists disputed the Soviet claim.

## TRADE AGREEMENTS

**NEW PROTOCOL TO ICELANDIC SOVIET TRADE AGREEMENT INCLUDES FISHERY PRODUCTS:**

The new 1960-1962 Protocol to the Icelandic-Soviet Trade Agreement of August 1, 1953, was signed in Moscow on January 23, 1960. It is believed that the new arrangement provides for approximately the same level of trade as prevailed during the past 2 or 3 years.

On the Icelandic export side, the most notable change is the reduction envisaged in salt herring shipments from 15,000

metric tons for 1957-1959 to 12,000 tons (150,000 to 120,000 barrels) per annum for 1960-1962. It is understood that the Soviet delegation wished to make a much deeper cut but that the Icelandic group insisted on 12,000 tons. This reflects the actual tonnage of salt herring actually purchased by the U. S. S. R. annually from Iceland during the past three years under the agreement.

As provided for in the 1960-1962 protocol, the most important export from Iceland will again be frozen fillets (30,000-32,000 tons annually), chiefly ocean perch and a small amount of cod. In 1957-1959, the amount was 32,000 tons annually. The contracts on fish provide for 30,000 tons of frozen fish fillets to be delivered to the Soviet Union during the calendar year 1960. The U. S. S. R. purchased 28,800 tons in 1959. The possibility is left open that additional amounts could be contracted for. Partly as a reflection of rising prices during the past several years on the world market for frozen fish products, the fish contract calls for a rise of approximately 3 percent in the price of ocean perch delivered to the Soviet Union, but no rise in the price of cod.

The 1960-62 agreement also provides for an unspecified quantity of frozen herring (the agreement for 1957-59 called for 1,000 tons).



## Australia

**MODERN TRAWLER TO EXPLORE FOR NEW DEEP-SEA FISHING GROUNDS:**

The modern 514-ton deep-sea fishing trawler, Southern Endeavor, which arrived at Adelaide in January 1960 from Great Britain, will be used to survey the Great Australian Bight located off the South Central Coast for new deep-sea fishing grounds. A recently established trawling company based in Adelaide has given the vessel and her all Australian crew the task of locating sufficient quantities of fish to warrant the establishment of a deep-sea trawling industry. The Southern Endeavor will have one year to complete the task. If fish are found to be abundant the vessel will have paved the



## Australia (Contd.):

way towards replacing large quantities of imported fish.

The vessel's captain, who is an experienced trawlerman, states that the venture is a blind gamble, but no more of a gamble than experienced when other new fishing grounds such as Greenland were opened up to fishing. He added, conditions may be different, but fishermen's techniques are the same wherever you go.

The Southern Endeavor was built in 1952, at a cost of more than £150,000 (about US\$336,000), and, as the Princess Elizabeth, has fished in the Arctic fishing grounds. The 161-foot vessel has a speed of 12 knots. (Fish Trades Review, January 1960.)

\* \* \* \* \*

SURVEY FOR SPINY LOBSTER RESOURCES OFF SOUTHWEST COAST UNSUCCESSFUL:

An Australian Government survey of spiny lobster resources off the southern coast of Western Australia, begun in June 1959, was three months ahead of schedule when it was determined that spiny lobsters do not occur in those waters in sufficient numbers to support a commercial fishery. The survey, which was to continue until June 1960, thoroughly covered the area between Cape Riche and Nuyis Point, the Recherche Archipelago, and the area from Cape Leeuwin to Cape Naturaliste. It was financed from the Fisheries Development Trust Account.

Australia exported close to 7 million pounds (valued at US\$6.9 million) of spiny lobster tails to the United States during fiscal year 1958/59. The great majority of the exports has come from fishing grounds which have been developed along the coast of Western Australia in recent years. (The United States Embassy in Canberra, April 8, 1960.)



## Bermuda

DEVELOPMENT OF FISHERIES UNDER CONSIDERATION:

Until now there has been no separate department of the Government devoted to the fishing industry. The responsibility for the promotion of commercial fishing has been charged to the Curator of the Aquarium--whose main duties relate to the operation of that tourist attraction.

In April it was announced that the Department of Agriculture will, in the near future, become the "Department of Agriculture and Fishery," embracing a new branch for the promotion of commercial fishing. This move is the result of a strong recommendation to that effect by several experts who conducted a Government-sponsored inquiry into the Colony's commercial fishing potentialities and issued three detailed reports between June 1955 and August 1958. To date, the only active measure by the Government to conserve the Islands' edible sea resources has been a ban on the possession of spiny lobsters from April 15 to August 31 of each year. A bill to set back the date of the beginning of the closed season to April 31--and thus to enable local hotels and restaurants to feature lobsters on Lenten and Easter menus--was passed by the House of Assembly in March, but a few days later was rejected by the Legislative Council.

Despite the fact that Bermuda is surrounded by a 450-square-mile reef area teeming with fish, an estimated 40 percent of all fish consumed in the Islands is imported. In 1957, these imports amounted to about 620,000 pounds; in 1958, 700,000 pounds; and in 1959, about 725,000 pounds. The local catch is estimated at 1,250,000 pounds a year. The increasing use of freezers by the Colony's hotels, restaurants, markets, and households has encouraged increased importation of fish.

Only about 100 Bermudians are engaged in full-time commercial fishing. Their boats are small, and lack Diesel engines and refrigeration facilities. As a result, long and expensive daily round trips are required in order to reach the best fishing grounds ("the banks," located 25 to 35 miles southwest of Bermuda).

### Bermuda (Contd.):

Furthermore, adverse weather restricts their activity, and the total catch during winters drops as much as 80 percent. The fact that the fishermen have been eking a fair living out of the sea has restrained them from seeking Government aid or even advice.

The establishment of a Department of Agriculture and Fishery may mark the beginning of an important new industry in Bermuda. If the Government earnestly adheres to its oft-announced policy of fostering greater domestic food production in order to reduce reliance on imports, there is much it can do to promote the production of food from the sea, just as much has already been done through the Department of Agriculture to foster production of food from the land. Among the possible courses of action are: the granting of a yearly subsidy (a 10 percent subsidy at current rates would be about US\$35,000 a year); the acquisition of large, Diesel-engine, freezer-equipped vessels with modern fishing gear capable of fishing several days at a time; construction of large-scale freezing plants and other storage facilities; establishment of an island-wide system of marketing; compilation of statistics on the size, composition, and trends of the catches; and the development of a research program. (United States Consulate report from Hamilton, April 29, 1960.)



### Brazil

#### FISHING OPERATIONS BY JAPANESE CRITICIZED:

It is now estimated that there are 55 Japanese fishing vessels operating off Brazil's northeastern hump fishing for tuna. Ranging in size from 80 tons to 800 tons, the Japanese vessels are becoming an increasingly sore subject for the nonmechanized Brazilian fishing industry. Presently only one of the vessels operates from Brazilian ports.

The Japanese firm participating in the INBRAPE (Industria Brasileira de Pesca e Frios S/A) operation in Recife is also

being scrutinized by a representative of the Ministry of Agriculture and Fisheries who arrived in Recife during March.

Critics report that the Japanese boats are continually being switched to avoid the nationalization of the boats as their contract requires and that Brazilian fishermen hired by the Japanese as trainees (also under the terms of the agreement) are discharged as they approach the proficiency required for the mastery of modern fishing techniques. (United States Consulate report from Recife, April 19, 1960.)



### British Guiana

#### FISHING INDUSTRY EXPANDS IN 1959:

The British Guiana fishing industry made notable progress in a number of different fields during 1959. The year's biggest success was undoubtedly achieved by an American-owned fisheries and trading company, which after three years of frustrating and profitless operations, at last found shrimp in sizable quantities in April 1959. Between April and December, the company exported, mostly to the United States, about 1,140,000 pounds of shrimp, valued at about US\$745,000. This in turn stimulated interest among American shrimp vessel owners and in local business circles, and a marked expansion of shrimp fishing out of British Guiana is expected in 1960.

The biggest plans are being laid by a new firm which bought out the fisheries and trading company early in 1960. This new firm is working to double the size of its fishing fleet (from 20 to about 40 boats), expand its cold-storage and ice facilities, and purchase additional wharfage space in Georgetown harbor. Other American shrimp fishing companies have shown an interest in coming to British Guiana, and the New Amsterdam Chamber of Commerce has begun negotiations with French and Japanese interests in the hope of enticing a shrimp fishing operation into Berbice. The British Guiana Government is hopeful that the industry can provide additional jobs in the Georgetown area. The new seafoods company employs about 200 workers.

Spurred on by the good shrimp landings, the Government has intensified its own efforts to boost the annual production of fish. A research project to test offshore fishing grounds was completed in early 1959, and the Fisheries Division of the Department of Agriculture reported that the most productive areas were found between 10 and 20 fathoms. Following this survey, reports indicated that some 500 small fishing craft and several deep-sea trawlers began fishing in earnest in these waters. Catches ran as high as 30,000 pounds for the large trawlers, and by the year's end, the Government wholesale fish marketing center reported that 6,659,000 pounds of fish had passed through the municipal market at Georgetown. Encouraged by these figures, the Government announced that all fish imports would be stopped at some unspecified future date. This proposal does not, however, appear to be realistic for fish imports for 1959 again totaled about 6 million pounds.

Another minor success in 1959 was scored by British Guiana's small but growing tropical fish-exporting companies. Sales of guppies and other small aquarium fish totaled about US\$400,000, with the United States purchases about 90 percent of British Guiana's exports. Demand apparently surpasses available supply, but the industry has thus far failed in its efforts to cultivate these exotic fish in ponds. However, such artificial cultivation continued to be successful at Onverwagt, the Government fish culture station in West Berbice where edible

**British Guiana (Contd.):**

fish are raised in sea water. This station again expanded its operations in 1959 in the hope of inducing private individuals or cooperatives to establish fish ponds. (United States Consulate report from Georgetown, April 26, 1960.)

**British West Indies****BARBADOS FISHING INDUSTRY  
IMPORTANT AS A SOURCE  
OF BASIC FOOD:**

The fishing industry of Barbados in the British West Indies is an important source of a basic food for the population and employment for about 2,300 persons. In 1959 the fisheries landings sold through established fish markets were valued at US\$1,687,000, a slight drop from the 1958 value of \$1,702,000. The total of fisheries landings is about 10 percent higher when sales outside of established markets are included.

Flyingfish account for 60 percent of the landings, with dolphin, kingfish, albacore, and red snapper following in that order. Spiny lobster and turtle are also caught and marketed.

The fishing fleet has largely been converted from sail to power boats with the assistance of Government loans, and the number of power-driven boats increased from 412 in 1958 to 451 in 1959.

The 1960/61 budget provides US\$1 million for an abattoir and fish-freezing plant which, when completed, will provide storage and insure more orderly marketing and better distribution. (United States Consulate report from Barbados, April 28, 1960.)

**Burma****FISHERY TRENDS,  
FOURTH QUARTER, 1959:**

The Burmese Government Defense Services Institute (DSI) has established a joint fishery venture with a Singapore fishing company. Deep-sea fishing operations about 80 miles off the coast of Mergui (East of the Andaman Islands)

were started in October 1959 with 14 motor trawlers from Singapore. The DSI takes 65 percent and the company 35 percent of the catch. The vessels are manned by about 100 Chinese fishermen from Singapore, with about 80 Burmese undergoing training. It is reported that the number of trawlers is to be increased to 50, and that the area of operations will be extended to waters off the Arakan coast.

During the fourth quarter of 1959 an official of the Institute, during his trip to Europe, arranged with the Norwegian Government for a deep-sea fishing survey in Burmese waters. Arrangements were also made to send Burmese to Norway for training in deep-sea fishing. The Government recently issued over US\$3 million in import licenses for fish, with the Army Fisheries Project the sole purchasing agent. The DSI hopes that the survey and training of Burmese will ultimately enable it to fulfill Burma's fish requirements from an entirely home-based industry, under DSI control. (United States Embassy, Rangoon, report of April 5, 1960.)

**Canada****ARCTIC CHAR FISHERIES:**

The Arctic Unit of the Fisheries Research Board of Canada is studying arctic char in Frobisher Bay, in association with the commercial fishery being operated there by Eskimos under the supervision of the Department of Northern Affairs. Another arctic char commercial fishery is in operation in Ungava Bay, also under the sponsorship of the Department of Northern Affairs. This is under biological study by the Quebec Department of Fisheries, which is working closely with the Board's Arctic Unit.

\* \* \* \* \*

**LOBSTER SEASONS CHANGED IN  
CERTAIN AREAS OF MARITIMES:**

Changes in the regulations affecting lobster fishing in two Canadian Maritimes lobster districts have gone into effect. The changes apply to District 8, comprising Kent and Westmorland Coun-



Canada (Contd.):

ties in New Brunswick and the western half of Cumberland County in Nova Scotia, and District 5, which takes in the Guysborough County and the eastern half of Halifax County in Nova Scotia.

In District 8 the open season for catching lobsters has been changed to extend from August 10 to October 10, which is five days longer than in 1959. In District 5 there has also been a lengthening of the open season, with fishing being permitted ten days earlier, so that the legal catching period now is April 10 to June 20.

These slightly longer seasons will have no detrimental effect on conservation and will bring them more in line with seasons in other districts.

In addition to these changes, in District 5 the minimum size at which lobsters may be taken has been increased from  $2\frac{1}{8}$  inches to 3 inches. This is in accordance with the expressed desire of the great majority of fishermen in the area.

\* \* \* \* \*

#### RESOLUTIONS ADOPTED AT THE 15TH ANNUAL MEETING OF THE FISHERIES COUNCIL OF CANADA:

At the 15th Annual Meeting of the Fisheries Council of Canada in Vancouver, B. C., April 25-27, 1960, the resolutions adopted by the Meeting ask the Canadian Government to:

1. Repeal a law which discriminates against East Coast fishermen competing with foreign vessels.
2. Remove hindrances to the adequate building up of the Canadian fishing fleet.
3. Put an end to its activities in the competitive field of food merchandising in the domestic market where it has offered pork products at less than cost.
4. Participate in an international conference on fish meal production if such a conference is arranged.
5. Arrange that the Fisheries Research Board of Canada set up a special

research program to develop other uses and products from the British Columbia herring and whaling resources.

6. Sit down with industry to jointly explore the desirability of a market research program in Canada aimed at uncovering the basic attitude of the Canadian consuming public towards fish on which future promotional programs, both by Government and industry, can be based.

7. Implement a study of methods to encourage the production of better-quality light-salted and heavy-salted cod.

\* \* \* \* \*

#### SCALLOP LANDINGS EXPECTED TO INCREASE IN 1960:

Scallop landings in the Canadian Maritime provinces this year are expected to surpass those of all former years. January to October 1959 the Canadian fleet landed 4 million pounds of scallop meats as compared with 2.9 million pounds for the same period in 1958, an increase of 40 percent. The value of those landings increased from C\$1.1 million in 1958 to C\$1.6 million in 1959. The increase in landings was the result of increased efforts by offshore vessels fishing Georges Bank, off the Gulf of Maine. Inshore landings were greatly reduced.

The study of the sea scallop is being renewed by both Canadian and United States scientific investigators. One set of experiments has already been completed on Georges Bank, with a large-mesh scallop dredge, which is designed primarily to reduce the number of small unmarketable scallops which are damaged and thus wasted by handling on board fishing vessels. The dredge also improves efficiency in the capture of market-size scallops.

The joint Canadian-United States studies are being carried out at the request of the International Commission for the Northwest Atlantic Fisheries. In the immediate future the program calls for an investigation into how the scallop lives and reacts to its environment and to fishing gear in order to better appreciate its population dynamics. The first task is to study the early free-swimming larval stages which at present are

## Canada (Contd.):

almost unknown, but are undoubtedly of great importance in determining the densities of future scallop populations. (Canadian Trade News, March 1960.)



## Cuba

**CLOSED SEASON ON FROGS ENDED, BUT ONE ON SEVERAL SPECIES OF FISH ANNOUNCED:**

The Cuban National Fisheries Institute, by a Resolution published in the Official Gazette No. 86 of May 5, 1960, imposed a closed season on the species bíajaiba (lane snapper), corvina (croaker), and robalo (snook). The capture of those species is prohibited effective from May 5, 1960, through August 5, 1960.

Another resolution published in the same Official Gazette terminated the closed season on the capture of the bullfrog species had originally been imposed on April 1, 1960. (United States Embassy report from Habana, May 10, 1960.)

\* \* \* \* \*

**CLOSED SEASON ON SPONGES ANNOUNCED:**

The Cuban National Fisheries Institute, by a Resolution published in Official Gazette No. 80 of April 26, 1960, declared a closed season on the taking of sponges from April 25, 1960, to July 25, 1960, both dates inclusive. The area included in the closed season prohibition covers the western maritime zones, and the zones north of Caibarién and south of Batabanó. The taking of sponges in the north coast of Vuelta Abajo, Pinar del Rio Province, however, is permitted. (United States Embassy report from Habana, May 4, 1960.)



## Denmark

**RAINBOW TROUT PRODUCERS ASSOCIATION DISSOLVES:**

On April 27, 1960, the Danish Minister of Fisheries declared himself unable

to decree minimum prices for trout exports, in the face of an unfavorable Government Industry Committee vote on the proposal to continue existing price arrangements until June 1, 1960. On May 2, the Association of Trout Producers dissolved itself for announced reasons of "mutual disunity."

The immediate cause for these events was the recent discovery that two trout producers in North Jutland had exported large trout shipments to the United States and Canada at prices significantly below the agreed minimum.

The meeting of the trout producers at Esbjerg on May 2 was called ostensibly to reconsider methods of price control. A system of export fees, variable according to the export market, was reported to be under consideration, as well as other measures to prevent a price war. The inability of the producers to agree on any scheme resulted in the decision to dissolve the organization.

Stocks of exportable trout are low in the spring, so the effect of the abolition of the minimum on export prices will probably be postponed for some months. Price cutting is expected, however, because of the competition between Japan and Denmark on the United States market. (United States Embassy report from Copenhagen, May 4, 1960.)

\* \* \* \* \*

**SOME FISHERY PRODUCTS NO LONGER REQUIRE IMPORT LICENSES:**

As of March 1, 1960, the Danish Government extended the list of imported products that no longer are subject to import license requirements. Among the products no longer subject to import licensing are: fish and shellfish for canning; and canned fish products. (Foreign Trade, May 7, 1960.)

\* \* \* \* \*

**UTILIZATION OF FISHERY PRODUCTS, 1958-1959:**

During 1959, Denmark utilized 591,276 metric tons of fishery products. This represents an increase of 10.3 percent over the 536,144 tons used in the preceding year. As compared with 1958,

## Denmark (Contd.):

the amount of herring available in 1959 dropped by 9.3 percent, but the quantity of miscellaneous fishery products (prob-

	19591/	19582/
	(Metric Tons)	
Plaice and flat-fish fillets . . . . .	17,683	12,672
Flounder . . . . .	4,141	3,916
Dab . . . . .	3,135	4,574
Cod and cod fillets . . . . .	38,078	39,385
Herring . . . . .	264,569	298,271
Sprat . . . . .	8,303	8,329
Mackerel . . . . .	9,213	10,069
Garpike . . . . .	924	1,184
Other salt water fish <sup>3/</sup> . . . . .	229,655	142,439
Total salt-water fish . . . . .	575,701	520,839
Eel . . . . .	251	174
Pond, trout . . . . .	586	531
Fresh water fish . . . . .	57	104
Total fresh-water fish . . . . .	894	809
Mussels (in shell) . . . . .	8,856	8,461
Starfish . . . . .	2,364	2,984
Crustacea . . . . .	3,461	3,051
Total invertebrates . . . . .	14,681	14,496
Grand Total . . . . .	591,276	536,144

1/Preliminary figures.  
2/Final figures.  
3/Includes fish for reduction.

ably large quantities of fish for reduction) increased by 61.2 percent. (United States Embassy report from Copenhagen, May 6, 1960.)



## Ecuador

## FOREIGN VESSELS PERMITTED TO FISH FOR BAIT IN TERRITORIAL WATERS:

In Decree No. 464-c of March 4, 1960, published in the Registro Oficial No. 1091 of April 9, 1960, Ecuador authorized commercial fishing by foreign vessels in Ecuadoran continental and insular territorial waters upon obtaining the applicable permits. This permission does not extend, however, to cod, shrimp, lobster, or whales.

The decree prohibits both Ecuadoran and foreign vessels from fishing for bait in zones within one kilometer along the coast from both sides of coastal towns and one kilometer into the ocean. Domestic fishermen ("pescadores domesticos"--presumably those without power-driven boats), however, may fish within these areas.

Foreign fishing vessels are forbidden to enter the mouths of estuaries in the Gulf of Guayaquil and the Archipelago of Jambeli or to engage in fishing activities beyond an imaginary line running in an east-west direction across the mouths of the Guayas River and the Estero Salado from Boca de Naranjal (2°39'30" S. lat. and 79°56'5" long.) to Boca del Morro (2°39'5" S. lat. and 80°15' W. long.).

Captains of foreign vessels which engage in commercial and bait fishing in Ecuadoran continental and insular territorial waters are required to submit to Port Captains detailed reports of their catches, including amounts, species, and locations.

This decree annuls previous decrees and dispositions, in particular Decrees Nos. 955-A of April 29, 1955, and 1085 of May 14, 1955, which prohibited or limited foreign vessels from fishing in these waters. Its practical effect is to permit bait fishing by foreign vessels within the one kilometer limit from the coast where it was previously forbidden, except in the immediate vicinity of towns, and also within the Gulf of Guayaquil, including the Morro and Jambeli Channels. The decree is an effort to legalize the existing situation and to derive revenue through the sale of fishing permits.

Although fishermen at Manta have protested the decree and have complained that better equipped foreign vessels get the bulk of available bait, there has been relatively little other unfavorable reaction to the decree. The Guayaquil newspaper El Telegrafo in an editorial of March 13, 1960, supports the decree on the grounds that the Government now will obtain revenue from heretofore clandestine fishing. The Consulate General in Guayaquil reports that a European marine biologist has informed it that there is sufficient bait for all and that fishing by foreign vessels is not causing a local shortage. (United States Embassy, Quito, May 4, 1960.)





## El Salvador

### SHRIMP FISHERY TRENDS, FIRST QUARTER 1960:

At the end of the January-March 1960 quarter the President of El Salvador, in analyzing the local shrimp industry, noted that licenses had been granted for 58 shrimping vessels, of which 47 are presently operating. For the first two months of 1960, catches were at a level three times those of the same months of 1959, largely due to the increased size of the fishing fleet. Most of the production is being marketed in the United States, and the largest producer (with over half the operating craft) is preparing to sell its own name brand in the United States.

Present participants in the industry are now joining the Government in calls for conservation measures. Meanwhile, talk of possible United States quota restrictions against shrimp imports are causing considerable concern to the Salvadoran Government (shrimp is the country's third largest export product) and to the industry. (United States Embassy, San Salvador, report of April 13, 1960.)



## French West Africa

### CONFERENCE DISCUSSES FUTURE OF SENEGALESE TUNA FISHING AND CANNING INDUSTRY:

Plans for the future of the tuna fishing and canning industry that is centered in the Dakar area were discussed on January 29 and 30, 1960, at a conference between French, Senegalese, and Mali government and industry officials.

Heralded as "Tuna Fish Days," it was another example of the growing impetus being given to the tuna industry in Senegal, the latest indication of which was the creation on March 9, 1960, of a Fisheries Council by Decree No. 60-105 of the Council of Ministers.

The conference was devoted to studying the problems of the current tuna as well as defining the expected policies of Senegal for the development of the tuna industry and the potentials which are

presented for Senegal in the European Economic Community (EEC) and world markets.

In regard to the 1959/60 tuna fishing season, it was revealed that although original plans called for 40 tuna clippers, a total of at least 56 tuna-fishing boats were active, nine of which are equipped with freezing plants. It was hoped that 16,000 metric tons of tuna would be landed in the 1959/60 season, of which 7,500 tons would be canned in Dakar.

To assist in the total catch, the native fishery would make a contribution. It was pointed out at the Conference that over 45,000 tons of many varieties of fish were caught annually by around 10,000 fishermen utilizing 3,000 of the native "pirogues." However, 80 percent of this catch is sold fresh, and is mostly caught within the maximum five-mile range of the nonmotorized "pirogue."

The plans developed by the conference for developing the tuna fishing industry are ambitious and if realized, will create a major new industry for Senegal. Foremost amongst these plans to make Dakar one of the world tuna centers is the intention to erect a "California" type processing plant with a yearly capacity of 50,000 tons. This would be part of the proposed new fishing pier in Dakar, and if realized, would consist of not only the processing and freezing plant, but also an area for drying fish, a can manufacturing plant, and facilities for efficient disposal of waste from the fish processing operation.

To accomplish this goal, Senegal has requested assistance amounting to 300 million francs CFA (over US\$1,220,000 at the official rate of 246.8 francs to the dollar) from the EEC Development Fund, which, it is understood, will be granted in the not distant future. Also, a commission has been established to study the technical, legal, and commercial aspects of this development, and private enterprise is being sounded out with the hope of creating a mixed public and private company for the management of the planned cannery.

Other future projects were likewise considered during the conference. Foremost among these is a general improve-

### French West Africa (Contd.):

ment of the shore facilities and equipment. Beaching facilities are to be improved where possible. A project receiving wide publicity is the motorization of "pirogues," 30 percent of which are already equipped with outboard motors for which the government pays 15 percent of the price to assist the individual fisherman in modernization. In 1951, motorized "pirogues" hardly existed and their effectiveness is reflected in the fact that the catch went up 10,000 tons in a few years.

On a larger scale lies the desire to create a larger Senegalese tuna fleet, since at present the majority of the vessels operating in the area are French or Spanish, the latter currently owning 16 of the total of 56. With the construction of the processing plant, it is hoped that all foreign ships will be drawn to Dakar to process their catch thus making it the tuna capital of the Atlantic.

The problem of markets was explored vigorously. While expressing the hope that the Community will provide a preferential market, the participants in the Dakar conference on tuna gave indications of pressing for a broader horizon of activity on which the United States, and particularly the EEC, appear in the forefront. Great interest was shown in extending the market, already existing in Italy, into Germany, which promises large consumption, particularly of canned tuna in brine. For this purpose, extensive participation is planned in West German trade fairs to promote African tuna sales.

Pressure will probably be put upon France to direct more of its tuna purchases to Senegal, which is complaining about low-priced acquisitions from Morocco, Tunisia, and New Hebrides by the French market.

There is also the hope that the interior market of Africa can be enlarged by sales promotion activity. In confirmation of the importance of the tuna industry, as displayed by the conference, the latest manifestation of Senegal's interest is seen in the establishment of a Fisheries Council on March 9, 1960. It

is to act as a consultative body for matters concerning maritime fishing, and is to study technical, juridical, social, and economic questions which are brought to its attention by the Government or by private enterprise. It has to prepare administrative plans and organizational programs, and coordinate under the direction of the Administration the interests and activities of the different professional elements.

The Council is composed of representatives of the various ministries, services, and agencies, the legislative assembly and the Mali Government. In addition to these, representatives of the various fishing industries, such as the tuna industry and fishery cooperatives, are to be appointed by ministerial decree, and experts and specialists may be called upon as the situation requires it.

Statements by representatives of both Senegal and France emphasized the desire for cooperation, and it will probably be along such lines that events will develop. However, clashes between representatives of African and French tuna interests occurred during the conference, showing the possibility that perhaps at some future time differences might arise on the subject. The main source of friction resided in the easy availability of French markets to nations outside EEC, French acceptance of bonito from Morocco in direct competition with Senegal's albacore, and the desire on the part of Senegal to have its own fleet which, naturally, would tend to displace some of the French clippers.

Native fishing continues to receive a big push from the Senegalese Government, and with considerable success. Although this does not have much bearing on world markets, it is of great importance to Senegal as fish enters heavily in the diet of the Africans.

The important factor as to the actual wealth of the fishing grounds off the coast of Senegal was not discussed at the conference. The impression was given that all concerned took it for granted that the supply of fish was plentiful and that a shortage was not expected to develop in subsequent years even when

**French West Africa (Contd.):**

the catch is greatly increased. (United States Consulate in Dakar, April 4, 1960.)


**Gabon Republic****WHALING INDUSTRY  
REVIVED IN 1959:**

In 1959 whaling was resumed off the coast of Gabon (formerly part of French Equatorial Africa) after an inactive period of seven years. The industry is small and the monopoly of one company (Sté des Pêcheries Coloniales á la Baleine), but it provides one more source of revenue for the new Republic.

Each year from July-October the coast of Gabon is frequented by schools of migratory humpback whales from the Antarctic. The whales average 35 to 40 metric tons, and provide 7-8 tons of oil and 2 tons of whale meal. After World War II, a small industry was built up by the whaling company from a base at Cap Lopez near Port-Gentil. The company used seven catcher vessels of 250 tons, one factoryship of 10,000 tons, and killed 4,207 whales which produced 29,718 tons of oil and 3,673 tons of meat. Ruthless hunting soon depleted the stocks to where operations were unprofitable and in 1953 all whaling was halted. By 1959, the whale stocks had built up again to the point that the Government of Gabon authorized the renewal of the industry with controls on the number of whales taken.

On March 13, 1959, the whaling firm was given exclusive rights to whaling off Gabon for five years (1959-1963). It is

WHALE HARPOON GUN



a French-controlled company with Norwegian participation. The Norwegian

capital is 35 percent of the total of US\$303,000. The whale limit was 600 for 1959 and the season was established for August and September in conjunction with the International Whaling Convention. The number of hunter boats is also controlled. The Cap Lopez Station, which was constructed in 1949, comprises 34 autoclaves and a factory for preparation of whale meat meal for fodder; and it employs 300 persons. The whaling fleet is composed of one 16,000-ton Norwegian tanker, one naval auxiliary (M/S *Pontos*), and two hunter boats with crews totaling 96 men.

During the 1959 season considerably less than the 600 whale limit was obtained. A total of 178 whales were killed and produced 1,375 tons of oil and 322 tons of whale meal, making the season a net loss. It is expected that 1960 will be more favorable. One of the problems encountered, and probably a reason for the low catch in 1959, is the activities of the offshore seismographic survey teams making oil explorations. The dynamite explosions scared away some whales and after numerous irate whaler complaints the seismographic teams are now under orders to stop explosions when whales are nearby.

Gabon expects an annual revenue of US\$40,000-\$70,000 from the industry in turnover and other taxes. This is considerably less than was obtained during the previous whaling period after World War II. The Government hopes, however, to avoid overhunting again and thus insure a longer period of activity even if at a lower profit. Since offshore oil exploration is expected to cease in the next year in the region, chances are favorable that the whaling industry will remain for a number of years. (United States Consulate in Brazzaville, January 16, 1960.)

**Hong Kong****RESEARCH VESSEL REPLACED BY  
TRAWLER-TYPE VESSEL:**

The Fisheries Research Unit of the University of Hong Kong was established as a subdepartment of the Department of Biology in September 1952. The Unit's



### Hong Kong (Contd.):

research vessel, the Alister Hardy, after five years of service with the Unit, was replaced early in 1960 by the research trawler Cape St. Mary (238 gross tons and 130 feet). The replacement vessel is equipped with biological and chemical laboratory accommodations, and berths for three scientists. She has echo-sounder, radar, and radio transmitter and receiver. The vessel's program includes a trawling, hydrological, and plankton survey of the continental shelf between the Gulf of Tongking and the south coast of Tawain.



### Iceland

#### AMNESTY FOR PAST VIOLATIONS OF 12-MILE FISHING LIMIT GRANTED:

On April 29, 1960, the President of Iceland, upon the recommendation of the Minister of Justice, proclaimed an amnesty for past violations of the unilaterally-imposed 12-mile fishing limit around Iceland. Following on the heels of the British decision not to send warships within the 12-mile zone, the announcement was received in Iceland with hope that these conciliatory moves would avoid a further crisis. The Icelandic amnesty had the effect of absolving United Kingdom trawler captains of charges of fishing inside the 12-mile limit which have accumulated since Icelandic regulations became effective September 1, 1958.

The purpose of the amnesty is to allow foreign trawlers to seek shelter inside the 12-mile limit or to make emergency calls at Icelandic ports without threats of arrest for past offenses. (United States Embassy, Reykjavik, May 6, 1960.)

\* \* \* \* \*

#### FISHERY LANDINGS IN 1959 ESTABLISH A NEW RECORD:

Icelandic fishing vessels' over-all landings during 1959 amounted to about 100 tons per fishermen employed in the industry. It totaled 556,200 metric tons, an increase of 10 percent over 1958.

Prior to 1959, the landings in 1958 had established a new record. There were, however, some significant changes, says the annual economic report on Iceland for 1959, issued by the Board of Trade in London.

The report reveals that a drop of 23 percent in the trawler catch was due to Iceland's 12-mile fishing limit under which Icelandic trawlers are barred from fishing inside 12 miles--except for a short period--in limited areas.

The effect of the limitation became fully apparent during the spring fishing and at the time when fishing is usually at its best in March and April. The Icelandic trawler landings were one-third below normal while the small boat landings unaffected by the 12-mile limit increased by 13 percent. The landings of herring during the year rose by 70 percent, but this species is mainly caught by small boats.

While the catch by Icelandic trawlers fell by 23 percent, the small boat catch rose by 31 percent. During the year the trawlers had much less success in their fishing for ocean perch off Newfoundland. The catch of cod by trawlers was 41.5 percent less than in 1958, the smallest catch of this species by Icelandic trawlers for many years. In part, the lower catch of cod was due to the time taken up in sailings to the Newfoundland ocean perch fishing grounds where the yield hardly justified the effort involved.

The report estimates the value of Iceland's fish exports last year at around £25 million (US\$70 million), or some £77,000 (\$215,600) less than in 1958. "The fall in value was due partly to difficulties in disposing of salt fish, and of fish meal and oil which now face severe competition from Peruvian supplies. There was also an increase in value of unsold stocks during the year," the report reveals.

At the beginning of 1959 unsold stocks were estimated at about £5½ million (\$15.4 million), and this figure had risen by some £2 million (\$5.6 million) by the end of the year.

The Icelandic fishing fleet increased by a total of 17 vessels during the year

## Iceland (Contd.):

and now consists of 43 trawlers, 61 fishing vessels of over 100 tons, 619 vessels of under 100 tons; and 42 other smaller craft, total tonnage 117,528. Ten of the new vessels added were 250-ton trawlers from East Germany.

"Next year five new large trawlers will be delivered, mainly from yards in West Germany, and there will also be quite a large addition to the boat fleet of some 40 vessels. These have mainly been ordered to replace older wooden fishing vessels," the report added.

The report states that some 800 Faroese seamen were employed on Icelandic vessels during the 1959 season, but for the 1960 season the Faroese have refused to take employment in Icelandic fishing vessels unless special wage terms are granted to compensate for the devaluation of the Icelandic krona.

There is now a general shortage of seamen for the fishing fleet, especially on trawlers.

Landings in 1959 included 226,400 metric tons of cod, 183,000 tons of herring, 98,800 tons of ocean perch, and 18,000 tons of haddock. (Fishing News, April 1, 1960.)

Note: See Commercial Fisheries Review, June 1960, p. 46.

\* \* \* \* \*

### FISHERIES TRENDS AS OF MID-MAY 1960:

With Iceland apparently embarked on a third consecutive good fishing year and with reason to anticipate victory in the 12-mile fisheries dispute with Britain, cautious optimism is being voiced in fishery circles. This is primarily a short-range view based on the following:

1. The spring cod season neared its close with predictions that it would even exceed last year's good catch.
2. Large schools of herring were sighted in Faxe Bay, which appeared to herald a fine spring herring season.
3. If a bill now in Parliament passes, drag-net fishing for flounder will be permitted in specific areas within the 12-mile limit.
4. The British Trawler Owners Association decided to keep its vessels outside the Icelandic 12-mile limit for at least three months pending possible settlement of the dispute.
5. Despite deliveries of new vessels this spring, the fisheries were not hampered to the extent feared by manpower shortages. Perhaps 200-300 Faroese seamen participated in the fisheries.

The Government's resolution of the export tax question May 6 led to speedy settlement of the long-deadlocked fish-pricing problem.

Although the February 20 Economic Act imposed a 5-percent tax on all exports, uncertainty as to its termination date had complicated efforts to reach a fish price to be paid boat owners by the processors. The processors had urged both a cut in the tax and its early termination to ease their competitive position abroad. The Government cut the export tax to 2-1/2 percent and will probably terminate it by the end of the year.

Thereupon the negotiators reached a price of Icelandic kronur 2.63 per kilogram (3.1 U. S. cents a pound) on line fish and 2.53 per kilogram (3.0 U. S. cents a pound) on gutted net fish for the February 15-May 20 season.

In line with recent efforts to step up the quality of fish products, the Government had encouraged the setting of a higher price differential as between line fish and net fish. The small difference is about the same as last year's, however.

On May 12 a bill for limited drag-net fishing had its first reading in the Parliament. The bill would provide for licensed drag-net operations for flounder within certain areas inside the 12-mile fisheries limit. The yearly period involved would be from June 15 to October 31. These operations generally would be confined to boats of 35 tons or less and permits would be valid only for one season.

The bill would amend acts passed in 1937 and 1948 respecting control of drag-net fishing and is not directly related to the trawler 12-mile limit dispute with Great Britain. However, the manner in which Iceland controls flounder fishing within these limits, will reflect on the general efficacy of the country's fish conservation methods. Critics of the present bill allege it is not based on scientific fish conservation procedures. (United States Embassy report from Reykjavik, May 16, 1960.)



## India

### EXPORTS OF FISH AND SHELLFISH FROM COCHIN, 1956/57-1958/59:

All of the frozen shrimp exported from South India to the United States is shipped via the port of Cochin. Shrimp exports from this port are included under the category "fish and prawns." Exports to the United States under this classification in fiscal year 1958/59 (July 1-June 30) amounted to 1,351 short tons valued at US\$1,119,000, as compared with only 505 tons valued at \$509,000 in fiscal 1957/58 and 595 tons valued at \$495,000 in fiscal 1956/57. Exports to the United States of fishery products other than frozen, dried, or canned shrimp, and spiny lobster tails are negligible. In addition, India also exports some frog legs to the United States which are probably not included in India's statistics on exports of "fish and prawns."

All four South Indian states (Kerala, Andhra Pradesh, Madras, and Mysore)

## India (Contd.):

Exports of Fishery Products from Cochin (India), 1956/57-1958/59									
	Quantity			Value					
	1959/58	1958/57	1957/56	1959/58		1958/57		1957/56	
	(Short Tons)			1,000 Rupees	US\$ 1,000	1,000 Rupees	US\$ 1,000	1,000 Rupees	US\$ 1,000
Total . . . . .	4,767	6,621	5,144	14,733	3,109	14,933	3,151	12,414	2,619
To United States . .	1,351	505	595	5,304	1,119	2,412	509	2,345	495

have programs for fishery development. The implementation of these programs for expansion of fisheries should result in greater landings. (United States Consulate, Madras, April 18, 1960.)

\* \* \* \* \*

### EXPORTS AND IMPORTS OF FISHERY PRODUCTS, 1959:

Exports of fishery products by India in 1959 amounted to 61.1 million pounds, valued at about US\$12.9 million. Principal countries of destination were Ceylon, Singapore, United States, and the United Kingdom.

valued at about \$1.4 million (exclusive of frog legs, which according to United States Customs records amounted to 182,000 pounds in 1959). Exports to the United States included 2,393,000 pounds of shrimp, 62,000 pounds of canned shellfish (mostly shrimp), 541,000 pounds of unclassified canned fish, and 153,000 pounds of other shellfish (presumably spiny lobster tails). Other items exported to the United States amounted to about 7,000 pounds and probably consisted of Oriental specialty items. Exports of fishery products to the United States made up 4.4 percent of the total quantity exported and

India's Exports of Fishery Products, 1959

Product	Quantity		Value			
	To U. S.	All Countries	To U. S.		All Countries	
	.. (1,000 Lbs.) ..		Rupees <sup>1/</sup>	US\$	Rupees <sup>1/</sup>	US\$
<b>Fish and shellfish other than canned:</b>						
Fresh fish (live or dead) . . . . .	3	90	5,441	1,145	75,244	15,841
Fish, not salted . . . . .	-	3,407	-	-	569,664	119,929
Fish, dried, salted, or smoked . . . . .	2	50,650	1,830	385	40,659,888	8,559,976
Shark fins and other . . . . .	-	623	-	-	1,898,716	399,730
Crustacea (except shrimp) . . . . .	153	159	289,075	60,858	324,191	68,251
Shrimp . . . . .	2,235	11,598	4,675,261	984,265	15,090,285	3,176,902
Total fish and shellfish other than canned	2,393	66,527	4,971,607	1,046,653	58,617,988	12,340,629
<b>Canned fish:</b>						
Shellfish . . . . .	62	63	188,047	39,589	189,210	39,834
Canned fish other than sardines . . . . .	541	750	1,357,686	285,829	2,106,445	443,462
Sardines and pilchards . . . . .	-	4	-	-	19,830	4,175
Other . . . . .	-	3	-	-	8,190	1,724
Total canned . . . . .	603	820	1,545,733	325,418	2,323,675	489,195
<b>Other products (not canned)</b> . . . . .	2	445	5,000	1,053	116,669	24,562
Total all products . . . . .	2,998	67,792	6,522,340	1,373,124	61,058,332	12,854,386

<sup>1/4.75 Rupees equal US\$1.</sup>

Imports of fishery products by India in 1959 totaled 34.3 million pounds, valued at US\$6.1 million. Imports from East and West Pakistan made up about 70 percent of the total imports in 1959.

In 1958, India's exports of fishery products were close to 64.3 tons, valued at \$12.2 million; imports totaled 24.3 million pounds, valued at \$4.3 million.

The United States share of India's export trade in fishery products in 1959 amounted to about 3 million pounds

10.7 percent of the value of all fishery exports. (United States Embassy, New Delhi, May 11, 1960.)



### Indonesia

#### SHRIMP FISHERY UNDEVELOPED:

Although there are no Indonesian statistics on shrimp landings, observers have reported the presence of substantial shrimp resources in Indonesian waters,



## Indonesia (Contd.):

both small shrimp in coastal waters and large shrimp farther out to sea. However, no facilities exist to market efficiently the light landings of shrimp. Nor are there facilities for increasing the catch. There are no foreign companies engaged in shrimp fishing in Indonesia.

It is estimated by the International Cooperation Administration Fisheries Advisor that approximately one-half of the shrimp catch is for immediate use and that the remainder is sold commercially. Shrimp is readily available in restaurants. The Fisheries Advisor estimates that more than one million pounds of shrimp per month could be produced if the facilities were available. However, nothing is presently being done to develop or assist the commercial development of the Indonesian shrimp resources. (United States Embassy in Djakarta, May 9, 1960.)



## Japan

## ALBACORE TUNA LANDINGS AT PORT OF YAIZU:

On May 21, 1960, the port of Yaizu, Japan, had albacore landings of 130 metric tons, the highest yet registered this season at that port or at the other principal Shizuoka Prefecture bait-boat port of Shimizu. Despite research agencies' predictions that summer albacore fishing would be good this year, fishing has been slow in getting started, and both Yaizu and Shimizu daily albacore landings have not previously risen above the 100-ton mark.

After three consecutive poor seasons, the good landings on May 21 aroused hopes of a good season.

In May the best fishing grounds were around Torishima, where some boats were reported to have taken as much as 20 tons of albacore. About 40 boats landed fish on May 21, and prices were US\$350 a short ton for large albacore and \$345 for medium fish. (The Suisan Keizai, May 22, 1960.)

\* \* \* \* \*

FROZEN TUNA EXPORTS,  
APRIL 1, 1959 TO MARCH 31, 1960:

Japanese exports of frozen tuna in the 1959 export year (April 1959-March 1960), according to the Ministry of International Trade and Industry, were as follows (figures in parentheses are for the 1958 export year):

To the United States and Canada: albacore by freighter from Japan--24,818 tons (27,195 tons); albacore by transshipment--4,406 tons (960 tons); yellowfin shipped from Japan--31,285 tons (48,360 tons); yellowfin by transshipment--11,874 tons (8,364 tons). To Italy--12,835 tons (11,624 tons). To Yugoslavia--8,655 tons (none). To other European countries--8,583 tons (70 tons). Big-eyed tuna--611 tons (3,432 tons). Skipjack--1,111 tons (2,753 tons). Total--104,206 tons (103,642 tons). (The Suisan Tsushin, May 20, 1960.)

\* \* \* \* \*

TUNA MOTHERSHIPS SAIL FOR  
FISHING AREAS:

The first Japanese tuna mothership to sail for the fishing grounds this year was the No. 3 Tenyo Maru, which departed from Tokyo on May 3, 1960. The second was the Nojima Maru (8,504 tons gross) which sailed from Kobe on May 18 for the Fiji Islands area.

The Nojima Maru fleet comprises 46 fishing boats (including 2 scouting boats), the earliest of which sailed for the fishing grounds in the first part of May. The fleet will rendezvous and begin operations off Fiji. Plans call for production of 5,700 metric tons of frozen fish, a slight increase over last year's 5,500 tons.

This year a total of five fleets will carry on mothership-type tuna fishing. In the grounds north and south of Fiji, the No. 3 Tenyo Maru will be replaced in August by the Tenyo Maru, which is at present fishing in the Bering-Sea and processing fish meal.

This year the three companies that have been engaged in the mothership tuna fishery asked the authorities for an expansion of the fishing area, permission to use portable catcher boats, and an increase in the catch quota, but their requests were denied and the mothership-

## Japan (Contd.):

type tuna fishery is to continue under the same regulations as in the past. However, the Government's policies for this fishery are scheduled for a change after the end of this year. (The Suisan Keizai, May 20, 1960.)

\* \* \* \* \*

### PLAN TO INTRODUCE SALMON IN SOUTH AMERICA:

A Japanese Diet member has advanced the idea of seeking a way out of the gradual cutting back of Japan's North Pacific salmon fishery by developing the waters around South America. He has already sounded out the opinions of South American governments on this scheme.

The plan has advanced to where the Diet member will soon make a trip to South America with a party of Hokkaido legislators to study conditions there. The schedule for the trip is not yet decided, but the idea is to have a member of the staff of the Japanese Fishery Agency accompany the party, and to center the investigation on the rivers of Chile (The Suisan Tsushin, May 21, 1960.)

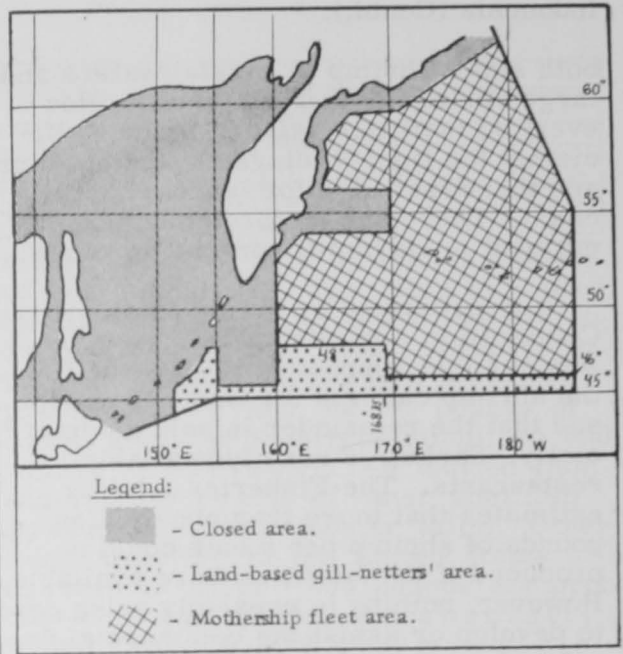
\* \* \* \* \*

### NORTH PACIFIC SALMON FISHERY TRENDS:

Japan's 12 salmon mothership fleets sailed for the North Pacific fishing grounds May 19, 1960. The licenses distributed before the fleets sailed had provisionally been made out for 100 tons a catcher boat.

The land-based fishermen who operate south of 48° N. latitude made strong representations to the authorities to increase their share of the total catch quota as compensation for their having had new closed areas established in their fishing grounds by the Japanese-Soviet Commission for Northwest Pacific Fisheries at this year's meeting in Moscow. The Japanese authorities found it difficult to take this step, and so they issued provisional licenses. On the other hand, the mothership operators claimed that in the past three years' settlements they have been on the short end, their operating areas having been more and more restricted without any change in the ratio of allocation of the catch quota. Pointing out that the land-based fishermen can operate freely south of the treaty area, the mothership operators claim that the demand for a reapportionment of the quota is unfounded and absolutely unacceptable. The quota of 67,500 metric tons was divided as follows: the mothership fleets were assigned a quota of 54,000 tons and the land-based gill-netters a quota of 13,500 tons. The land-based gill-netters got a higher share than in the past-- a 4 to 1 ratio instead of the traditional 5 to 1. In addition, the land-based fishermen, to compensate them for the new closed areas near Hokkaido, got a piece of the mothership operating area, at approximately 46° N. to 48° N. latitude, 165° E. to 169° E. longitude.

Salmon gill-netters and long-liners operating east of Hokkaido were finding the schools and having good fishing



Japanese North Pacific salmon fishing areas for 1960.

in May 1960. The grounds are about 140-150 miles east of Hanasaki, along 41° N. latitude. The fish were smaller than in the average year, and red salmon fishing was good. The price was also good, because of the delay in beginning salmon mothership operations caused by the Japan-Soviet fishery negotiations. Aside from the specially high price at the time fishing began April 22, the prices at Kushiro have been about 20 percent higher than last year's. On May 13 landings were 215 metric tons and on the 14th 240 metric tons. The entire land-based fleet was operating with 340 fishing vessels.

Pink-salmon fishing on the Japan Sea side moved north in Hokkaido waters in May, and 230 Hokkaido boats were fishing there. About 100 tons a day were being landed, and the ports were suffering a shortage of freight cars.

The salmon fleets sailed four days later this year than last. Some fishermen complained that because of the delay they would miss the high-priced red salmon.

The Japanese catch quota for 1960 agreed on at the Moscow meeting was 67,500 metric tons, as compared with 85,000 tons last year. Within the quota the red-salmon quota is 15,500 tons, estimated as 7,750,000 fish. Last year it was 16,000 tons or 8 million fish. Once again, not more than 2.5 million of the red salmon are to be caught west of 165° E. longitude.

At the Moscow meeting it was also decided that in 1960 the existing areas within the convention area, in which the capture of salmon on the high seas by movable fishing gear is prohibited, will be continued as last year. Furthermore, in order to protect the pink-salmon resource of the west coast of Kamchatka, this year only there will be a cessation of the capture of salmon by movable gear in the two zones within the convention area south of 48° N. latitude. Of the total number of drift nets used in the salmon fishery in 1960, not less than 25 percent shall have meshes measuring 65 mm. from knot to knot.

In addition, in order to protect the crab resource, commercial fishing for crab will not be carried on in 1960 in several areas adjacent to the west coast of Kamchatka, and certain other measures will be taken.

The Commission has agreed on policies for joint scientific investigation of salmon, crab, and herring. The necessity for an exchange of fishery experts in 1960 has also been recognized and recommendations have been made to the contracting parties to implement such exchange.

## Japan (Contd.):

The Commission's fifth meeting will convene on January 23, 1961, at Tokyo. The Commission ratified the Protocol of its fourth meeting on May 18, 1960.

According to an official message from the Japanese Ministry of Foreign Affairs to the Ministry of Agriculture and Forestry, the details of the areas newly closed to Japanese salmon fishing in the North Pacific in 1960 are as follows:

A rectangular area bounded by 45° 51' N. and 48° N. latitude, 155° E. and 160° E. longitude; and a triangular area between the boundary of the convention area and 151° 30' E. longitude. (The Suisan Keizai, May 21; Nippon Suisan Shimbu, May 23; and Nippon Keizai Shimbu, May 19, 1960.)

\* \* \* \* \*

## TWO WHALING FLEETS SAIL FOR NORTH PACIFIC:

The Japanese 14,000-ton whaling factoryship Kyokuyo Maru sailed for the North Pacific from Yokohama on May 21, 1960, with 10 catcher boats. The fleet, jointly operated by three Japanese fishing companies, is scheduled to reach the whaling grounds on May 27 and to continue operating until September. In addition to the factoryship and catcher boats, the fleet also includes 3 refrigerator ships, 6 carriers, and a tanker. Production plans call for a catch of 70 blue whales, 1,420 fin whales, and 120 humpback whales (800 blue-whale units in all) and 200 sperm whales. These are expected to yield 12,000 metric tons of baleen oil, 18,080 tons of frozen whale meat, 800 tons of salted whale products, 48 tons of whale-liver oil, and 5 tons of other whale products; 1,700 tons of sperm oil, 500 tons of frozen sperm whale meat, 6.8 tons of sperm whale-liver oil, and 141 tons of salted and other sperm whale products.

On May 20 the No. 2 Zunan Maru (13,000 tons gross) sperm-whale fleet, jointly operated by five Japanese companies sailed from Kobe for the North Pacific. Besides the factoryship, the Zunan Maru fleet comprises 7 catcher boats, a refrigerator ship, and 2 carriers; this fleet will also be served by the same tanker as the Kyokuyo Maru fleet. The fleet will operate from May 28 to August 10 and will return to Japan August 18. It plans to catch 1,600 sperm whales (average length 45 feet), and produce 12,512 metric tons of oil, 3,520 tons of refrigerated meat, 1,088 tons of salted

meat, 53.5 tons of liver oil, and 4.8 tons of teeth. (The Suisan Tsushin, May 21; The Suisan Keizai, May 22, 1960.)



## Mexico

## SHRIMP EX-VESSEL PRICE WAR AT CAMPECHE AND CARMEN:

Another increase in shrimp ex-vessel prices on April 18, 1960, the fourth since April 2, marked the continuance of the price-war that has been going on in Carmen and Campeche, Mexico, for about two months. The price war, originating in Carmen, had had its influence on ex-vessel prices in Campeche and to a lesser extent in Salina Cruz. It is reported to be a struggle between two companies over control of the Carmen shrimp fleet.

The struggle, coming at this time, has been viewed with considerable apprehension by the rest of the shrimp companies in Mexico since they feared it might affect their position during the price negotiations with the cooperatives. Only members of fishery cooperatives are permitted to catch shrimp in Mexico, but only a small fraction of the shrimp fleet is owned by the cooperatives. Consequently, each year the boat owners collectively negotiate with the cooperatives over the ex-vessel price to be paid for the shrimp. The negotiations, under government supervision, were scheduled to begin on May 15 this year.

Price increases since April 2, 1960, reportedly have been restricted to Carmen and Campeche. Salina Cruz prices are reported not to have increased.

At Carmen and Campeche, between April 2 and April 18, ex-vessel prices, for certain sizes, increased by as much as 7 U. S. cents a pound for the 21-25 and 26-30 count and 3 U. S. cents a pound for sizes larger than 21 count to a pound. The same price is being paid for all varieties of shrimp at Carmen and Campeche. (United States Embassy dispatch from Mexico, April 19, 1960.)

\* \* \* \* \*



Mexico (Contd.):

### FISHERY TRENDS FOR YUCATAN PENINSULA:

State of Yucatan: Fishery products taken from the waters off the State of Yucatan (located in the northern part of the Peninsula of Yucatan) are primarily fish such as the grouper, rather than shellfish. Few shrimp or spiny lobster are found. Catches which enter commercial channels are generally sold to a cold-storage plant at Progreso. Others are sold locally as fresh fish, especially when brought ashore at small ports at some distance from Progreso. Problems which have retarded the Yucatan industry are the absence of refrigeration facilities and the use of small boats which are limited to fishing in good weather near shore.

The Yucatan Governor's 1960 program envisages the organization of the industry, the construction or acquisition of larger boats, experimentation with refrigerated vessels, and the construction of refrigerating plants in small ports, especially Sisal, Chelem, Chuburna, and Telchac Puerto. The Governor predicts that a daily catch of 50 tons could be realized with larger boats and an organized industry. An obstacle to the refrigeration plants is the absence of electricity.

State of Quintana Roo: The waters off Quintana Roo from Isla Mujeres south to Chetumal apparently contain a considerable amount of spiny lobster judging from reports. There are several fishing cooperatives operating out of Chetumal and commercial landings of spiny lobster, reportedly, could be profitable both on the island of Cozumel and at Isla Mujeres if the problems of refrigeration and transport could be solved. Despite the interest of the Governor of Quintana Roo in the development of the industry, including the construction of cold-storage plants and exportation, foreign investments are risky. The current lobster season ended on March 15, states an April 25, 1960, report from the United States Consul in Merida.

\* \* \* \* \*

### POSTPONEMENT OF SHRIMP FISHERMEN'S PRICE NEGOTIATIONS PROBABLE:

Although official announcement has not yet been made, it is probable that negotiations between the Mexican fishermen's cooperatives and vessel owners concerning the price to be paid fishermen for 1960/61 shrimp landings will be postponed for three months. The 1959/60 contract expired on May 15, 1960, and normally negotiations would begin on that date. However, the Government has asked for, and the National Chamber of the Fishery Industry has agreed to, a three months' postponement. As of May 10, the Chamber had not received confirmation of the postponement, but reliable sources believed the present contract probably will be extended. The purpose of the postponement is to provide more time for the Government to study the industry in all its aspects.

Shrimp fishing in Mexico is reserved for the fishermen's cooperatives. By far the greater portion of the trawl fleet is owned by persons other than the fish-

ermen. The price the vessel owners pay the fishermen's cooperatives is fixed by a negotiated contract. The negotiations are held under governmental supervision.

In the past, separate negotiations have been held at different times and different contracts have been signed for the Gulf of Mexico and for the Pacific Coast fisheries. This year, though different contracts eventually may be signed, the negotiations for both the Pacific and the Gulf will be held jointly. (United States Embassy, Mexico, May 10, 1960.)

\* \* \* \* \*

### SHRIMP FISHERY TRENDS:

March 1960: Higher shrimp ex-vessel prices, the settlement of the Guaymas boat lay-up, and the U. S. Tariff Commission hearings on the effect of shrimp imports in the United States industry were the principal items of interest to the Mexican shrimp industry in March. Landings and exports were about the same in March 1960 as in the same month of 1959.

During March ex-vessel prices rose 6-8 U. S. cents a pound at the Gulf of Mexico's port of Carmen and 7-11 U. S. cents a pound at Salina Cruz on the West Coast. Price increases reflect both an improved market and a local price war centered about Carmen-Campeche and carried over to some extent to Salina Cruz. At the end of the first week in April ex-vessel prices were:

Size (No. Per Lb.)	At Ciudad del Carmen		At Salina Cruz	
	White, Brown, & Pink	(U. S. Cents a Lb.)	Brown	White
Under 15 . . . . .	70		55	57
15/20 . . . . .	65		53	55
21/25 . . . . .	55		43	45
26/30 . . . . .	50		39	39
31/35 . . . . .	47		-	-
31/40 . . . . .	-		37	37
36/40 . . . . .	39		-	-
41/50 . . . . .	34		32	32
51/60 . . . . .	29		-	-
51/over . . . . .	-		27	27

After about two months of inactivity the Guaymas shrimp fleet put out to sea on March 20. The price dispute was settled on March 19. Reports indicate that mostly brown shrimp were being landed at Guaymas.

Salina Cruz landings also were mostly brown shrimp. At Carmen landings

Mexico (Contd.):

were over 60 percent whites during the first half of March, but during the last half there was a shift to a preponderance of pinks. Campeche landings ran about 90 percent pinks and most of the remainder were whites.

A succession of northerly winds kept Gulf of Mexico landings down in March. Carmen landings averaged less than 600 pounds-per-trip during the first three weeks. The last week of March showed average landings of more than double that amount. Campeche landings ran about 850 pounds per trip until the last week when they rose to over 1,200 pounds-per-trip.

The white shrimp landed at Carmen were of good size, about two-thirds were 30 count and under. Most of the pinks were 31 count and over. About 65 percent of the Campeche landings were 30 count and under.

The National Chamber of the Fishery Industry sent two representatives to Washington to testify before the U. S. Tariff Commission in opposition to proposed legislation for import duties and quotas on shrimp. (United States Embassy in Mexico City, April 19, 1960.)

April 1960: The opening of a new shrimp-breeding plant and rising ex-vessel prices in the Gulf of Mexico ports of Carmen-Campeche were developments of interest in the Mexican shrimp fishery during April. Shrimp landings and exports in April were reported at a level slightly above those of April 1959.

A shrimp breeding plant started operating in Salina Cruz on Mexico's west coast the last of April. This makes two such plants for Mexico. The first plant is located in Coatzacoalcos, Veracruz. When the new plant is in full production Mexico will have a daily capacity (one eight-hour shift per day) of between 9,000 and 10,000 pounds of breaded shrimp (finished product).

Shrimp ex-vessel prices in April continued to rise at Carmen and Campeche due to a local "price war." There

were no changes in Salina Cruz ex-vessel prices in April.

Size (No. Per Lb.)	At Carmen-Campeche		At Salina Cruz	
	White, Pink, & Brown		Brown	White
	.. (U. S. Cents a Lb. --Headless) ..			
Under 15 . . .	80		55	57
15/20 . . . . .	72		-	-
16/20 . . . . .	-		53	55
21/25 . . . . .	67		43	45
26/30 . . . . .	62		39	39
31/35 . . . . .	57		-	-
31/40 . . . . .	-		37	37
36/40 . . . . .	47		-	-
41/50 . . . . .	42		32	32
51/60 . . . . .	35		-	-
51/over . . . .	-		27	27

As customary at this time of year, Salina Cruz landings were reported to be dropping off. With some improvement in weather, Carmen-Campeche landings averaged somewhat higher than during March. Carmen boats averaged about 800 pounds of shrimp tails per trip and Campeche about 950 pounds in April.

Carmen shrimp species composition shifted from about 80 percent pink the first week of April to about 50 percent white the next two weeks and to about 60 percent brown during the last week. Size composition also shifted from about 70 percent 31 and over the first week to about 60 percent 30 and under the following two weeks and to about 60 percent 31 and over the last week.

Campeche landings also varied in species and size composition although not as widely as at Carmen. The first week about 90 percent of the landings were pink and 10 percent white, running about 75 percent 30 and under count. The second week they ran about 80 percent pink and 20 percent white with a few browns. The sizes dropped to about 50 percent 30 and under. The third week they ran about 70 percent pink, 20 percent brown, and 10 percent white, with about 60 percent 30 count and under. The last week they were about 85 percent pink, 10 percent white, and 5 percent brown, with about 75 percent 30 count and under. (United States Embassy, Mexico, May 11, 1960.)

\*\*\*\*\*

VERACRUZ AREA MACKEREL FISHERY TRENDS:

The mackerel fishing season covering the first quarter of 1960 and part of

Mexico (Contd.):

April proved to be more profitable to Veracruz area fishermen this year than last. They obtained higher prices--between 1.90 and 2.20 pesos a kilogram (6.9-9.0 U. S. cents a pound), and sold more fish.

The higher prices are due to the fact that the purchasing monopoly which was plaguing the fishermen and keeping prices low has now disappeared, at least temporarily.

The larger quantity of fish sold may be partly due to a campaign which was carried on by the Mexican Government for cheaper fish. Increase of sales to Mexico City was particularly noted. (United States Consulate report from Veracruz, April 26, 1960.)



Morocco

FISHERIES TRENDS, FIRST QUARTER 1960:

The first quarter of the year is not a particularly active time for the Moroccan fishing industry, but during the period exports continued at a high level, the canned sardine export quota for the next year and a half was set, and the Marine Fishing Institute increased its activities. Preliminary figures show a total catch very slightly below that of the 1958 season. However, the export of canned fish so far this season (from June 1959 through May 1960) as of the end of March is better than in the last 10 years except for the banner year of 1957. Sales of canned sardines are holding up well, being about the same as the average for the last ten years. Tuna and other canned fish exports bring the totals up. Figures for January this year show better sales than normal.

With the encouragement of these good sales, canned sardine export quotas were raised. A committee of Government and private representatives met in February, and the decision was made to export 230,000 more cases this season and to set the quota at 1,900,000 cases for the 1961 season. Both these figures represent increases over the last year and will require strenuous efforts to fulfill.

In conjunction with this heightened optimism, activities were intensified in the Marine Fishing Institute with the help of additional personnel detached from the corresponding French institute. Continued efforts are being made to use electrical fishing apparatus in the particularly salty Moroccan waters. Success has been reported in research on an inexpensive sardine paste, and work continues on the improvement of fish meals and flours.

Unofficial figures on the 1959 landings indicate a total of 355.8 million pounds. Landings included 201.2 million pounds of sardines, 55.5 million pounds of mackerel, 3.1 million pounds of spiny lobster, 94.6 million pounds of other inshore and offshore fish, and 1.4 million pounds of other shellfish.

Discussions took place between representatives of all segments of the Moroccan fishing industry at a meeting of the Central Committee of Fishing in Casablanca from April 13-15, 1960. Recommendations were made for the construction of small boats for coastal fishing and for the creation of a Moroccan fleet for deep-sea fishing. Priority of purchase was urged for fresh fish for internal consumption in conjunction with the campaign for increased domestic consumption of fish and fish products. Commissions were formed to study modernization and commercialization. (United States Embassy in Rabat, April 18, 1960.)



Netherlands

ANTARCTIC WHALING EXPEDITION COMPLETES 1959/60 SEASON:

The management of the Netherlands whaling company has announced that the expedition headed by its 26,830-ton factoryship Willem Barendsz ended operations on April 15, 1960. Total production for the 1959/60 season was 26 percent higher than during the 1958/59 season.

Product	Seasons	
	1959/60	1958/59
Whale oil . . . . .	23,505	18,663
Liver oil . . . . .	11	12
Meat meal . . . . .	4,711	3,696

The management stated that it was satisfied with the total catch, even though the daily output was disappointing, as the catch season comprised 122 days compared with 69 days for the 1958/59 season.

The entire whale oil output for the current season has reportedly been sold at £72.5 (about US\$203) per long ton (2,240 pounds) to a British firm. This is the same price at which the whale oil was sold during the previous season and in view of the present lower price level on





## Netherland (Contd.):

the international whale oil market, it was better than expected. The price paid by the British firm for the Dutch whale was the same as that paid for Norwegian oil.

The Netherlands whaling company recently concluded a contract with a large Japanese fisheries company for the delivery of whale meat at a price of fl. 100 (US\$26.53) per metric ton (about 1.2 U. S. cents a pound). The Netherlands company will be able to deliver about 6,000 tons of whale meat to the Japanese firm per year. The Japanese firm will shortly have a freezing installation available and will process the whale meat into pet food and expects to sell these products to a British firm at a price of fl. 700 (\$185.68) a metric ton or close to 8.4 U. S. cents a pound.

Since the production of whale products exceeded 20,000 tons during the 1959/60 season, the Netherlands whaling company, in accordance with an agreement with the Netherlands Government, will pay a six percent dividend this year, according to an April 27, 1960, dispatch from the United States Consulate in Amsterdam.

Note: Also see Commercial Fisheries Review, June 1960, pp. 53 and 57



## Norway

## COD FISHERY TRENDS, MAY 1960:

North Norway's annual Lofoten cod fishery, largest of its kind in Europe, gave poor results this year. When the 1960 season closed in April, after nearly three months of hectic activity, fishermen had landed a total of 37,387 metric tons of cod. This was 6,790 tons less than last year and only about 3,000 tons more than in 1958, the worst Lofoten season in this century. Landings in the past decade have averaged about 55,000 tons a year, while the average number of fishermen was nearly twice as large as in 1960. At the peak of the 1960 season, 9,766 fishermen were engaged in the Lofoten fishery. The average, however, was only 5,683 men in 1,683 fishing craft, the lowest ever recorded.

Prospects seemed bright when the Government fishery inspectors went to work on January 31. Reports indicated that large shoals of mature cod were approaching the Lofoten Islands. And the cod did show up, but most of the time the fish were too low in the water to be readily caught by drift nets. Line fishermen and jiggers made out better. Purse-seiners were banned from Lofoten for the second year in a row.

The inspection service in Lofoten covers the 116-nautical-mile stretch from Risvaer in the east to Røst in the west. The chief of the district and his 60 assistants have

full police authorities while the season lasts. Conditions in ports and on the banks are checked throughout each day, partly by cruising around in the eight speed boats at the disposal of the inspection service.

The Lofoten fishery is conducted according to fixed rules, some of which date back to the 18th century. Vessels depart for the banks and return to port at a certain hour of the day, with special signals for coming and going. Inspection vessels follow the fleet both ways. Night fishing is not permitted, and Sunday is a day of rest. On the banks, inspectors make certain that drift-netters and long-liners stay within their allotted strips of water without encroaching on each other. Jiggers are free to fish anywhere they please.

Fishermen must observe stringent Government regulations for handling their catch. As soon as the cod are hauled aboard, they must be bled to keep the meat white. Then, they must be gutted to prevent bacterial growth. Finally, the fish must be thoroughly washed while still at sea.

When the cod (bled, gutted, and washed) are delivered to filleting and freezing plants ashore, inspectors are on the job to check quality, packaging and weight, visiting each plant at least once a day. Strict government regulations require that only fish which were alive when bled may be used for filleting. The code of procedure also stipulates the method of filleting and freezing, types of packing, and modes of transportation. The inspectors who enforce this code work directly under the Norwegian Directorate of Fisheries.

Only a fraction of the total Norwegian fish catch which in 1959 was 1,369,665 tons, goes to filleting and freezing plants. In 1959, these had a combined production of about 30,000 tons, largely cod fillets. It takes 10 pounds of raw fish to make 4 pounds of fillet, so processing plants consumed altogether some 75,000 tons to achieve the 1959 output.

Most of the Norwegian frozen fish is exported to earn valuable foreign exchange. All but a few of the 30 odd freezing plants in North Norway distribute their products through a jointly-owned sales organization (Norsk Frossenfisk A/L.) whose fillets and fish sticks are sold in 20 foreign countries. Of the 24,000 tons sold last year, over 20,000 tons, worth Kr. 70 million (US\$979,000) went to foreign customers. The United States, which is Norsk Frossenfisk's biggest market, took over 8,500 tons.

The second largest producer of frozen fish fillets in Norway (A/S Findus, Oslo), has its plant at Hammerfest, northernmost town in the world. About 75 percent of the 5,000 tons produced there annually is exported. The principal markets are in Great Britain and Sweden. Under a government proposal, now before Parliament, the North Norway Development Fund would be authorized to guarantee a Kr. 12.5 million (US\$174,825) loan for Findus to expand its annual plant capacity to 10,000 tons. (News of Norway, May 12, 1960.)

\* \* \* \* \*

## GOVERNMENT VOTES AID FOR FISHERMEN:

The Norwegian Storting on March 14, 1960, appropriated 22 million kroner (US\$3,080,000) for the aid of the herring and cod fishermen during the first half of 1960. The amount will be apportioned as follows: kr. 14.5 million (\$2,030,000) for gear subsidies; kr. 6.0 million (US\$840,000) for support of cod fish prices in North Norway; kr. 1.0 million (\$140,000) for bait subsidies; and kr. 0.5 million (\$70,000) for other aid to the cod

### Norway (Contd.):

fishermen. According to an official of the Ministry of Fisheries, an additional kr. 8 million (\$1,120,000), of which kr. 4 million (\$560,000) is to be used for price supports, will be appropriated later for the second half of 1960.

In 1958 the Storting had appropriated kr. 34 million (\$4,760,000) for the cod fishery, nearly all of which went into price supports. The shift away from price supports to gear and bait subsidies follows a recommendation of the Brofoss Committee which had investigated means of increasing the profitability of the fisheries. In view of the size of the price support program in 1958, the Storting determined that it would be inadvisable to discontinue the practice completely in 1960.

The eventual discontinuation of price supports will remove one of the causes of the dispute between the fish filleting and freezing industry and the North Norway fishermen's marketing organization, over the alleged discriminatory policy of the organization in the distribution of the price support funds. The freezing industry has been complaining because the price support funds have been used to support the prices paid by other cod processing industries and not those paid by the freezing industry. The organization maintains that the freezing industry can afford to pay higher prices and does not need any price support funds. (United States Embassy, Oslo, March 18, 1960.)

\* \* \* \* \*

### SUPPORTS 12-MILE FISHING ZONE:

Norway's representative to the 88-nation Conference on the Law of the Sea at Geneva declared on March 31 that his country would support the Canadian proposal. This calls for a territorial sea limit of 6 miles, plus an adjacent 6-mile fishing zone from which foreign fishing vessels would be barred. The statement on Norway's position was made before Canada and the United States submitted their joint compromise plan of 6 miles territorial sea plus 6-mile fishing zone with 10-year cut off for those nations with historic rights in the outer six-mile zone.

Norway's representative observed in part: "Our first conference, held in 1958, showed clearly that it would be impossible to reach a general agreement which would give coastal states the right to extend their territorial sea or their fishing zone beyond 12 miles. It was equally clear that a majority of the participating states was against a maximum territorial limit of less than 6 miles. The main conflict of interest was in regard to jurisdiction over the outer zone between 6 and 12 miles. This, therefore, is the point on which we shall have to concentrate our efforts.

"The conference in 1958 demonstrated clearly that the interests of coastal states in regard to fishing extend much farther out than those of so-called noncoastal states. A majority, therefore, supported the idea of providing a wider limit for the fishing zone than for the territorial sea. In my opinion, it would be unwise if this fact were to be ignored by the present conference.

"On the basis of Norway's national interests, we would have preferred a maximum territorial limit of 3 to 4 miles. In our opinion, such an arrangement would also be the best for the world as a whole. We are aware, however, that a majority of the states will not accept a territorial limit of less than 6 miles, and we will, therefore, adhere to the concession we made on this point in 1958.

"As to the fishing zone, I wish to affirm that the Canadian proposal is in accord with the national interests of Norway. Technical developments in deep-sea fishing and the heavy increase in trawlers along the coast of North Norway have created very serious problems for our traditional fisheries. Opportunities for our coastal fishermen to fish in their traditional waters are becoming ever more limited, because their implements are destroyed and their ancient fishing banks wholly or partly occupied by foreign trawlers. People in the coastal districts of North Norway are completely dependent upon these fisheries. The fast growth of the foreign trawler fleet represents a new and threatening factor in their lives. They maintain this necessitates new rules, and the government sees no choice but to provide a 12-mile fishing zone with exclusive rights for the nation's fishermen. To give coastal fishermen a reasonable protection in exploitation of their traditional fishing grounds and use of their traditional implements is, in our view, an equitable way of balancing conflicting interests, not only along the Norwegian coast but in all parts of the world," concluded Norway's representative at the Conference. (*News of Norway*, April 14, 1960.)



### Pakistan

#### PLANS FOR BUILDING NEW TRAWLERS CHANGED:

In December 1959, the Pakistan Government allocated Rs400,000 (about US\$85,000) towards the cost of 14 otter trawlers to be built outside of Pakistan. As of the latter part of April 1960, only one order had been placed.

The Government has now decided to have the trawlers built by the Karachi Shipyard and has reportedly asked the one licensee to try to cancel his order. Licenses are not being revoked, but the 14 licensees are being asked to use the foreign exchange to import components such as engines, refrigeration equipment, and deck gear. An additional 9 firms will be given licenses for the import of such components, according to an April 28 dispatch from the United States Embassy in Karachi.



## Peru

### ANCHOVY FISHERMEN RESUME TIE-UP:

After a 15-day negotiating period, Peruvian anchovy fishermen at the port of Callao on May 11 resumed the tie-up which began in mid-April and closed fish meal plants in Callao and other ports along the Peruvian coast. During the negotiations, 2 of 4 demands were met-- a weekly rest day and increased allowances for meals. However, plant and vessel owners have refused to accord the fishermen a specified percentage of the price per ton for the formation of a fishermen's mutual association, the United States Embassy at Lima reported on May 13, 1960.

\* \* \* \* \*

### EXPANSION OF FISHERIES RESEARCH EXPECTED IN 1960:

Fisheries research by Peru may be expected to gain impetus during 1960, if the program announced during the first quarter of 1960 by the Bureau of Fisheries and Hunting of the Ministry of Agriculture can be carried out. The three-fold program consists of an investigation of ocean resources, particularly bonito, the cultivation of fresh-water fish and crustaceans, and technical studies of quality control of fisheries products.

The Governing Council of the Special Fund of the United Nations has made available to Peru the sum of US\$1,374,300, part of which is to be used for the creation of a Marine Research Institute for the study and development of Peru's marine resources. There has been no indication as yet whether the balance of the United Nations fund will be used for the program announced by the Ministry, states an April 12, 1960, dispatch from the United States Embassy in Lima.

\* \* \* \* \*

### EXPORTS OF FISHERY PRODUCTS, 1958-59:

Exports of frozen fish and shellfish, canned fish, and fishery byproducts by Peru in 1959 increased for all items except shrimp. Total exports of all fishery products increased by 140 percent in quantity and 152 percent in value as compared with 1958. Fish-meal exports of 277,600 metric tons in 1959 were up about 162 percent from the 105,777 tons exported in 1958. The more than tenfold jump in the exports of fish oil

Product	1959			1958		
	Quantity	Value <sup>1/</sup>		Quantity	Value <sup>1/</sup>	
	Metric Tons	Million Soles	US\$ 1,000	Metric Tons	Million Soles	US\$ 1,000
<b>Frozen Fish:</b>						
Tuna	17,466	53.3	1,942	9,808	27.4	1,176
Skipjack tuna	7,928	23.9	871	6,073	17.4	747
Swordfish	347	4.4	160	335	3.4	146
Shrimp	88	2.0	73	228	4.5	193
Total frozen	25,829	83.6	3,046	16,444	52.7	2,262
<b>Canned Fish:</b>						
Bonito	16,745	174.2	6,346	12,541	116.2	4,987
Tuna	776	6.4	233	888	7.6	326
Total canned	17,521	180.6	6,579	13,429	123.8	5,313
<b>Byproducts:</b>						
Fish meal	277,600	860.5	31,348	105,777	271.1	11,635
Fish oil	17,165	44.7	1,628	1,643	4.5	193
Sperm oil	10,004	33.9	1,235	7,352	25.7	1,103
Whale meal	3,317	9.7	353	1,695	3.9	167
Total by-products	308,086	948.8	34,564	116,467	305.2	13,098
Total fishery products	351,436	1,213.0	44,189	146,340	481.7	20,673

<sup>1/</sup>F.o.b. value. The average exchange rate for U. S. dollars was 27.45 soles in 1959, and 23.30 soles in 1958.

in 1959 indicates that in addition to increases in the supply of raw material there was an increase in the recovery of oil from the fish-meal operations. (U. S. Embassy in Lima, April 12, 1960.)

\* \* \* \* \*

### FISH MEAL EXPORTS CONTINUED UPWARD TREND IN FIRST QUARTER OF 1960:

The continued expansion of Peru's fish-meal industry is indicated by data on fish-meal exports through the port of Callao for January-March 1960. During that period exports through Callao of 59,752 metric tons were up 190 percent from the 20,633 tons exported through that port in the same period of 1959. Exports of fish meal from Callao by months for 1960 (1959 in parentheses) were: January 15,607 tons (5,567 tons), February 26,668 tons (9,341 tons), and March 17,477 tons (5,725 tons).

Exports from Peru via Callao in 1959 accounted for about 40 percent of the total fish-meal exports. Reports from the fish-meal industry indicate that by the end of April this year stocks of fish meal on hand will be exhausted, as close to 60,000 tons of fish meal were scheduled for export in that month. The same sources estimated that Peru would produce 400,000 tons of fish meal in 1960,



## Peru (Contd.):

the United States Embassy in Lima reported on April 12, 1960.

The plants located in the Lima-Callao area early this year were getting complaints from residents of the metropolitan area because of the odors coming from the plants and the Maritime Terminal Basin area (where water saturated with organic fish wastes is dumped). The closing of the offending plants in the Lima area by the end of April was agreed upon by the mayors of the municipalities affected. The plants had until April 15 to stop polluting the harbor area.

\* \* \* \* \*

### REGULATIONS ON FISHING INDUSTRY ISSUED:

Pursuant to Supreme Decree No. 46 of December 5, 1959, issued by the Peruvian Ministries of Marine, Agriculture, and Labor and Indian Affairs, a special commission was appointed to study conditions in the Peruvian fishing industry, particularly relations between owners and operators of fishing vessels and fishermen. By Supreme Decree No. 6 of April 15, 1960, issued by the same agencies and published in *El Peruano* of April 16, a Project of Regulations for the Fishing Industry, prepared by the special commission, was approved and incorporated into the Regulations of Captainships and National Merchant Marine.

The Regulations consist of six Chapters and 74 Articles, which may be summarized as follows:

Chapter I: Control of vessels, ship owners and operators, and fishermen are under the jurisdiction of Captainships of Ports. Foreign fishing vessels may not operate in Peruvian waters without express permission. Defines fish according to location where caught. Captainships of Ports must assure the strict observation of regulations for the protection of fish and of guano birds. Only Peruvian citizens or resident foreigners may engage in hunting for whales, sea lions, etc., and in the elaboration of their products.

Chapter II: Defines categories of fishermen, obligations of each category, documents required, and how to obtain them.

Chapter III: Defines fishing vessels, registration requirements, equipment, etc.

Chapter IV: Obligations of ship owners and operators.

Chapter V: Defines the three types of work contracts under which fishermen are to work, and the rights and obligations of all vessel owners, operators, and fishermen under each type.

Chapter VI: Provides that all risks not covered by labor contracts may be covered by private insurance, mutual companies, cooperatives, etc. Where risks are covered by work contracts, pertinent labor and social welfare legislation is applicable.

The Regulations distinguish between three types of work contracts: Society, direct labor contract, and participation contracts in which members of vessel crews participate in the proceeds of the sales of the catch. Only under the direct labor contract system can fishermen obtain social security benefits provided by law for other industries

under the Caja Nacional de Seguro Social. Most fishermen are excluded from these benefits, and this includes the anchovy fishermen who work under the participation system. Therefore, the publication of the Regulations merely clarifies points already on the statute books, and does not help satisfy the demands of the anchovy fishermen, who were still tied-up as of April 26, states an April 26, 1960, despatch from the United States Embassy in Lima.

Anchovy fishermen at Callao and Chimbote have been on strike since April 12, with anchovy fishermen at other ports joining the strike since its inception. They are demanding four benefits: (1) standard price of 80 soles (US\$2.89) a metric ton to be paid by ship owners or operators to fishermen; (2) increase from 60 to 100 soles (US\$2.17-3.61) per day for food for crews; (3) obligatory paid rest on Sunday; (4) creation of a Mutual Fund from which social security benefits would be obtained, by payment of 5 percent of salaries by operators, and another 5 percent share by the fishermen.

\* \* \* \* \*

### SCHOOL FOR FISHING VESSEL CREWS ESTABLISHED:

The Peruvian Ministry of the Navy has created a fisheries school (La Escuela de Capacitacion de Pesca), which was opened at Chimbote on May 15, 1960. The teaching staff will be drawn largely from the Naval School, and its first objective will be to enable operators of fishing vessels to obtain professional masters' licenses, as required by the recently-issued Fishery Industries Regulations. Later, other courses will be offered for members of vessel crews, states a May 13, 1960, dispatch from the United States Embassy in Lima.



## Philippines

### IMPORT CLASSIFICATION CHANGED FOR SQUID (CUTTLEFISH):

In an April release by the Central Bank of the Philippines, squid (cuttlefish) was one of the commodities which was classified as a nonessential consumer item. Previously, squid was classified as a decontrolled item.

As a result, imports of this product into the Philippines will be adversely affected. As a decontrolled item, importers were able to secure dollar exchange without difficulty at a fixed rate of 2.5 pesos per US\$1. As a nonessential consumer item, the importer will have to pay the "free market" rate of 4.0 pesos per US\$1 for dollar exchange, and the amount available will be limited. Thus, not only has the cost of dollar exchange

Philippines (Contd.):

needed to import squid increased 60 per cent, but also the quantity available is limited.

This change in classification may have a strong bearing on United States exports of canned squid. In the first quarter of 1960, United States exports to the Philippines were 3,924,000 pounds and represented 86 percent of the total United States trade in that product. In 1959, total United States exports of squid to the Philippines were 6,139,000 pounds. (Manila Bulletin, April 28, 1960.)



South-West Africa

FISHERY PRODUCTS VALUE LOWER IN 1959:

The total value of fishery products produced in South-West Africa during 1959 is estimated to be about £8.4 million (US\$23.4 million) as compared with £9.3 (about US\$25.9 million) in 1958. The decline was due to a deliberately planned 25-percent reduction in the production of canned pilchards to help ease high inventories on hand at the beginning of the year.

The annual catch limit of 250,000 tons of pilchards was revised upwards to 260,000, but now includes maasbanker as well. A far more significant development was a subsequent decision by the Administration to temporarily increase the catch limit by a further 40,000 tons to a total of 300,000 tons for the year. This decision was taken to enable the six factories at Walvis Bay to step up production of fish meal to compensate for a declining market price for this product due to Peruvian competition. This additional tonnage of raw fish, coupled with a 25-percent cut back in output of canned fish, enabled the six Walvis Bay factories to turn out 60,852 tons of fish meal and 19,372 tons of fish oil in 1959 as compared with 46,200 tons and 12,381 tons respectively in 1958.

While the permanent annual limit on the catch of pilchards and maasbanker still remains at 260,000 tons, the Administration has again announced an increase in the limit for 1960 to a total of 310,000 tons or 50,000 tons above the limit.

South-West Africa's Production of Sardines (Pilchard) and Spiny Lobster Products, and White Fish Landings, 1958 and 1959		
Product	1959	1958
.....(Short Tons).....		
<b>Pilchards:</b>		
Canned .....	41,943	58,422
Fish meal .....	60,852	46,200
Fish oil .....	19,377	12,381
.....(1,000 Lbs.).....		
<b>Spiny Lobster:</b>		
Canned .....	502.7	430.3
Frozen tails .....	2,478.3	1,777.3
Meal .....	2,130.9	1,881.6
<b>White fish .....</b>	<b>6,812.4</b>	<b>6,619.6</b>

Carryover stocks of fish meal, oil, and canned fish from 1959 production by South-West Africa were negligible. According to estimates from the industry, the market for canned pilchards in 1960 looks promising. The Walvis Bay factories are therefore expected to step up production of canned pilchards to the 1958 level or higher.

During the early part of the year, spiny lobster boats at Luderitz were able to bring in substantial catches due to favorable weather conditions. This enabled the six factories in that port to increase production of canned and frozen spiny lobster tails by 35 percent over the 1958 figure. (Consulate General report, dated April 1, 1960, from Cape Town.)



Spain

ANCHOVY LANDINGS HEAVY IN BILBAO AREA:

The anchovy fishing season in the Bilbao area of northern Spain, which opened on March 1, 1960, and ends May 31, is proving to be excellent this year. Large quantities of anchovies, canned in olive oil or salted, are being exported to the United States, Italy, and other countries. The supply is greater than the canneries can accommodate, with the result that prices have dropped to as low as 1.50 pesetas a kilogram (about 1.1 U. S. cents a pound) wholesale, and catches are being limited in accordance with instructions from the fishermen's syndicate. (United States Consulate dispatch from Bilbao, April 19, 1960.)

\* \* \* \* \*

VIGO FISHERIES TRENDS, JANUARY-MARCH 1960:

**Fish Exchange:** A total of 11,968 metric tons of fish were landed during the first three months of 1960, as compared with 23,280 tons for the previous quarter and 15,097 tons for the first quarter of 1959. The usual drop in fish catches during the first months of the year was sharper this year because of extremely unfavorable weather. Another factor was that the closed season for sardines started on February 15.

The total value of the landings for the first quarter of 1960 and the last quarter of 1959, calculated in U. S. dollars (at 60 pesetas to the dollar), was \$2,287,161 and \$3,197,017, respectively. For the first quarter of 1959 landings were valued at \$4,113,717 (at 42 pesetas to US\$1).

Landings during the first quarter of 1960 were: 3,218 metric tons of pomfret (1,757 tons for the fourth quarter and 4,069 tons for the first quarter of 1959); 2,498 tons of small hake (2,418 tons for the fourth quarter and 3,665 tons for the first quarter of 1959), and 1,198 tons of horse mackerel (2,228 tons for the fourth quarter and 1,590 tons for the first quarter of 1959). Sardine landings amounted to 1,083 tons (11,186 tons for the fourth quarter and 774 tons for the first quarter of 1959).

The average price per kilo for all fish at the Exchange during the first quarter of 1960 was 11.63 pesetas (8.8 U. S. cents a pound) as compared with 8.33 pesetas (6.3 U. S. cents a pound) in the fourth quarter and 11.56 pesetas (12.5 U. S. cents a pound) in the first quarter of 1959.

## Spain (Contd.):

Landings of hake continued to drop, and amounted to only 85 tons as compared with 119 tons during the previous quarter and 180 tons during the first quarter of 1959. The average price per kilo during the quarter was 56.09 pesetas (42.5 U. S. cents a pound) as compared with 63.30 pesetas (48.0 U. S. cents a pound) for the previous quarter and 50.92 pesetas (55.1 U. S. cents a pound) for the first quarter of 1959.

**Fish Canning and Processing:** Canning activity during the first quarter of the year was at the annual low-point, and usually remains so until the beginning of the new albacore season in the late spring. Exports of last year's production continued at a high rate and compensated for reduced sales domestically. Domestic sales are estimated to have dropped 10 percent in January, 20 percent in February, and about 30 percent in March as compared with the same months in 1959. While this is not a general estimate for the whole fish canning industry, it does give an indication of the general situation. The new canning season is expected to begin without the substantial unsold stocks which caused general uneasiness in the canning industry during the early part of 1959.

**Exports:** Preliminary 1959 production figures for the Spanish fish canning industry indicate a decrease from 1958 levels, while data for the first 11 months of 1959 show an increase in the volume of exports over the same period in 1958. Production declined from 53,892 metric tons in 1958 to 50,976 tons in 1959, a drop of 5.4 percent. Exports for the first eleven months increased from 11,673 tons in 1958 to 13,094 tons in 1959--an increase of 11.2 percent. Exports of canned anchovies, sardines, tuna, and "other fish" increased in this period, except for anchovies which decreased from 6,532 tons in 1958 to 4,944 tons in 1959.

**New Can Factory Proposed:** A group of 13 Vigo fish packers, in conjunction with a French firm, have solicited approval from the Ministry of Industry for the establishment of a can factory in Vigo. The French firm will provide 45 percent of the 44 million pesetas (US\$733,333) of capital--partly in the form of foreign exchange and partly in machinery and equipment.

The production of the can company is estimated at 900,000 cases a year, with an estimated raw material consumption of 5,000 metric tons of tinplate, 50 tons of tin, and 100 tons of lead. The tin and tinplate will be imported and purchased domestically, while the lead will be acquired from domestic producers.

Most of the 13 cannery participants in the project are of medium to large size in comparison with the rest of the industry. Some of the largest, and most successful, exporters are not among the participants.

**Sardines:** The two months off-season on sardine catches went into effect on February 15, 1960, and continued until April 15. Designed primarily as a conservation measure to prevent exhaustion of the species in coastal waters, the ban has been in effect for several years.

**New Syndicate Tax Levied on Fish Shipments:** A new fish tax levied by the Provincial Fish Syndicate of Pontevedra on fish shipped to the interior has been imposed retroactive to January 1, 1960. The tax, originally announced as 40 pesetas per metric ton (about 67 U. S. cents a metric ton) was subsequently changed to 4 pesetas (about 6.7 U. S. cents) a metric ton. As first announced the tax was to have covered all fish landed at provincial exchanges except fish for local consumption. The tax has since been amended to exclude fish for industrial purposes locally, and now includes only fish shipped to markets outside the Province. This category, however, includes approximately two-thirds of the volume of fish landed in the port of Vigo. Estimates of the yield in Vigo, adjusted for the lowered rate and the additional exceptions, run below 200,000 pesetas (US\$3,333) annually.

**Cod:** The largest of the three important cod companies in the northwestern region of Spain has recently initiated production in its new plant in La Coruna, and is thus com-

pleting the shift in the base of its operations from Vigo to La Coruna. This shift could eventually make the latter the most important fishing port in Spain, a position long held by Vigo. The new plant, said to be one of the largest in Europe, has a reported capacity to handle approximately 30,000 metric tons of cod a year, and expects to process 24,000 tons a year initially. The plant is equipped with cold-storage rooms with a capacity of 12,000 tons, and 12 Danish-built drying tunnels capable of handling 100 tons daily.

The new plant is modern and well laid-out, but according to advocates of the factoryship as the plant of the future for the Spanish fishing industry, the new plant is excessively costly and represents a retrogression for the Spanish cod industry. To date, Spain has no factoryships in operation, although the hull of a factoryship was recently launched by a shipyard near Bilbao. However, it is said to be a long way from completion.

**Territorial Limits:** Unilateral action by Ireland in redefining its territorial waters and the opening of the Geneva Conference on the Law of the Sea have brought the problem of fishing rights home to the Spanish industry. Ireland's decision to extend the three-mile limit to a line connecting salient points has closed off several areas along the western coast of Ireland previously fished by Spanish trawlers. This unilateral action, coming just a few months before the Geneva Conference, has been widely criticized in Spanish fishery publications.

Although adoption of a "six and six" formula by the Geneva Conference would prejudice current fishing rights enjoyed by the Spanish fleet, there is an inclination within the industry to regard this as the least harmful of the various alternatives which result from the conference. Such a solution is looked upon apprehensively, however, not only because of the exclusion of Spanish vessels from certain areas, but also because of the frictions that are regarded as inevitable in the policing of extended territorial waters. (United States Consular dispatch from Vigo, April 12, 1960.)



## Sweden

## FISH EXPORTS TO EAST GERMANY UNDER 1960 AGREEMENT:

The Swedish West Coast Fish organization in Goteborg has received an order from East Germany for fresh and frozen fish valued at 1,700,000 crowns (US\$328,100). The order, which provides for exports of frozen herring and fresh and frozen mackerel, is a supplement to the contract signed in January 1960.

The contract with East Germany at present calls for export of fish and fish products valued at 8,000,000 crowns (\$1,544,000) for deliveries during the first half of 1960. It is estimated that about 75 percent of the sales will come from the Swedish west coast.

Exports to East Germany are chiefly of herring, cod and other fish fillets. The amount of Swedish fish exports is based upon the volume of other trade between Sweden and East Germany as well



Sweden (Contd.):

as the supply of fish caught by Swedish fishermen.

In 1959, East Germany did not purchase fish and fish products for the 22.5 million crowns (\$4,342,500) provided in the global compensation arrangement and the value for the 1960 calendar year has therefore been fixed at 18 million crowns (\$3,474,000). In June or July this year it will be decided whether East Germany is going to purchase Swedish fish valued at 10 million crowns (\$1,930,000) for deliveries during the latter part of 1960. (United States Consulate dispatch from Goteborg, May 4, 1960.)



## Tunisia

### EXPORTS OF MARINE PRODUCTS AND SNAILS TO THE UNITED STATES, 1955-59:

Cuttlefish bone and snails were the principal marine and related products exported to the United States by Tunisia for 1955-1959. Other products included

about 44 tons, valued at \$35,000 in 1959. (United States Embassy in Tunis, May 2, 1960.)

\* \* \* \* \*

### FISHERIES TRENDS, MARCH 1960:

In late March 1960, a Japanese fishing vessel called at the Tunisian port of Mahdia to supply Japanese-caught tuna to the canneries in that city. In 1959, the tuna catch in Tunisia was a failure with only 200 metric tons landed as compared to a normal year's catch of 1,000 tons. The lower cost of Japanese-caught tuna has again made possible the export of Tunisian canned tuna to France. Production costs of Tunisian-caught and canned tuna remain high and inhibit exports.

Further delays have occurred in the delivery of four International Cooperation Administration-financed trawlers being constructed in Italy for Tunisia's "Office National de Peche." It is now hoped that two trawlers will be delivered in June and two in August.

With the exception of a slight increase in the export of fresh fish, Tunisian fishery products exports showed further declines in 1959, although the total fish catch

Tunisia's Exports of Marine Products and Snails to United States, 1955-59

Product	Quantity					Value <sup>1/</sup>				
	1959	1958	1957	1956	1955	1959	1958	1957	1956	1955
	(Metric Tons)					(US\$1,000)				
Sponges . . . . .	-	-	-	-	-	-	-	-	7	7
Cuttlefish bone . . . . .	20	25	24	45	132	17	22	16	53	170
Snails <sup>2/</sup> . . . . .	24	37	34	54	60	18	22	13	21	26
Octopus, dried . . . . .	-	-	1	-	2	-	-	1	-	1
Sea shells . . . . .	-	-	4	7	-	-	-	4	4	-
Total . . . . .	44	62	63	106	194	35	44	34	85	204

<sup>1/</sup>Values converted at rate of 0.420 dinar equals US\$1.

<sup>2/</sup>Snail exports are probably live land snails which are commonly sold in some of the larger United States wholesale fish markets.

small quantities of sponges, dried octopus, and sea shells. From 1955 exports of all these products dropped from 194 metric tons, valued at US\$204,000, to a-

is believed to have increased. Dinar devaluation would likely have a beneficial effect in the stimulation of fishery products exports, but improved fish-handling

Tunisia's Exports of Marine Products, 1957-59

Product	VALUE					
	1959		1958		1957	
	1,000 Dinars	US\$1,000	1,000 Dinars	US\$1,000	1,000 Dinars	US\$1,000
Fresh fish . . . . .	191	455	180	429	199	474
Salt, dry or smoked . . . . .	22	53	40	96	39	94
Shellfish . . . . .	77	183	188	447	107	256
Sponges . . . . .	374	891	657	1,564	731	1,740
Prepared fish products . . . . .	742	1,768	796	1,895	846	2,014
Total . . . . .	1,406	3,350	1,861	4,431	1,922	4,578

Note: One dinar equals US\$2.381.

## Tunisia (Contd.):

procedures, modernization of canneries, and reduced cost of the cans are required if the Tunisian fishing industry is to become truly competitive in the world market. (United States Embassy in Tunis, May 2, 1960.)



## U.S.S.R.

ANTARCTIC WHALING FLEETS  
RETURN AFTER GOOD SEASON:

The Soviet whale factoryship Sovietskaya Ukraina and 19 catchers arrived in Montevideo, Uruguay, April 16, 1960, from the 1959/60 trip to the Antarctic. Soon after arrival the commanding officer called a press conference during which he expressed his satisfaction with the trip just terminated. He stated that the factoryship, which was recently completed, had a crew of 1,247 and that its construction cost of £3 million (US\$8.4 million) was more than offset by the profits (probably means gross value) from this trip which he estimated at £4 million (US\$11.2 million).

The Russian commander stated that 4,350 whales of various kinds were caught, and that the factoryship manufactured 38,600 tons of whale oil, 7,270 tons of fish meal, 2,140 tons of frozen meat suitable for animal feed, and 726 tons of frozen liver. He also said that his fleet caught more whales than any of the other whaling fleets competing in the Antarctic, among them Japanese, Norwegian, and British. He claimed that the other Soviet factoryship Slava had the second best fishing record during the season. (United States Embassy in Montevideo, April 20, 1960.)

\* \* \* \* \*

FISHERIES LANDINGS  
INCREASED IN 1959:

Fisheries landings in the Soviet Union in 1959 were close to 6.8 billion pounds (3,064,000 metric tons) as compared with about 6.5 billion pounds (2,931,000 metric tons) in 1958, according to an article in the Soviet trade magazine Rybnoe Khozjajstvo (No. 1 issue for 1960) and

as reported in Fiskets Gang (April 7, 1960), a Norwegian fishery trade periodical.

The increase in landings in 1959 was at about the same level as the average increase during the 1954-58 period, or about 135,000 metric tons annually. If the increase continues at the same level for the remaining six years of the seven-year plan, the goal of the plan (4,626 million tons or about 10.2 billion pounds in 1965) will not be reached. Soviet authorities, however, expect to increase the annual level. For 1960 the plan's requirements have been increased 10 percent over the 1959 landings, that is 306,000 tons.

The Soviets did not meet the planned quota in 1959 by 40,000 tons. In the northwestern area, the Esthonian, the Lithuanian, Murmansk, and Archangel areas fulfilled their quotas--Murmansk by over 24,900 tons. The Latvian and the Kaliningrad areas, which are to be expanded to important ocean fishery bases, did not meet the plan's quotas.

The increased catch in 1960 will be taken by bringing new fishing areas into use. Fishing will not be intensified on the old fishing grounds which will tend to protect and increase the fishery reserves there. This is especially true in coastal and inner waters.

The demand of consumers for lean herring and certain other varieties of small fish is limited, so the catch of those species will be reduced significantly. In the North Atlantic the catch of small fish will be completely suspended, but the catch of ocean perch, cod, and flounders will be increased.

The fish-processing industry is confronted with great problems in 1960. Its production goal presupposes an increase of 7 percent and a more varied production will be required. Live fish, and iced and frozen fish must make up 23 percent of the total production. It is stated that the necessary technical equipment for such an expansion is at hand if utilized correctly. Smoked and dried fish are to constitute 4.6 percent of the production.

\* \* \* \* \*

U. S. S. R. (Contd.):

**LITHUANIANS FISH  
NEWFOUNDLAND BANKS:**

Fifty fishing craft will be sent to the Newfoundland banks from Klajpeda (Memel), Lithuania in 1960 as compared with 11 last year, according to the March 11 issue of Sovjetskaja Litva. The vessels were due on the banks in April. The Lithuanians maintain that they have demonstrated that ocean perch can be fished profitably on the Newfoundland banks with medium-size vessels.

Defective equipment and insufficient training and experience of the crews meanwhile have continued to be serious problems.

The same periodical reports that BMRT-315 Sergej Esenin, Latvia's first large freezer trawler has returned to Riga from its second trip (December 23, 1959, to March 4, 1960). The vessel landed 550 metric tons of processed fish as compared with a planned quota of 420 tons. This included 60 tons of fish meal (planned quota 30 tons) and 15 tons of oil (planned quota 3 tons). The catch was taken on the Newfoundland banks. One drag took 20 tons of fish.

A BMRT vessel is a combination fishing craft, factory vessel, and freighter. It is equipped for filleting, processing of the waste into fish meal, manufacture of oil, freezing, and cold storage. At the end of March the BMRT-315 was scheduled to depart on its third trip. (Fiskets Gang, Norwegian fish trade periodical, April 14, 1960.)

\* \* \* \* \*

**SEVEN-YEAR PLAN INCLUDES  
EXPANSION OF FISH FREEZING:**

Included in Russia's seven-year (1959-1965) plan for the development of quick-freezing facilities for many foods, is the threefold expansion of quick-freezing of fish. The plan calls for the production of 1,300,000 metric tons of frozen fish by 1965--900,000 tons to be frozen aboard vessels and 400,000 tons frozen ashore. This is three times the amount of fish frozen at present.

To aid in achieving the planned goal, the Soviet Union has one research Institute for quick-freezing which employs 65 technicians and 165 other workers. Many other well-equipped laboratories are also available. (Indust. Obst.-u. Gemuseverw, vol. 44, no. 19, Oct. 8, 1959, pp. 442-443).



**JAPANESE CAPTURE DOLPHIN AND PILOT WHALES FOR AQUARIUMS**

At the port of Arari in Shizuoka Prefecture, Japan, famous for live captures of porpoise, a large school of pilot whales (blackfish) and bottle-nose dolphin appeared on June 10, 1960. With the regular season nearing its end, the fishermen of Arari had resigned themselves to having no "porpoise bonus" this year, but the advent of the big school, the first in 17 months, roused them to furious activity. On June 10 a total of 120 pilot whales and 50 bottle-nose dolphin were captured. Pilot whales are worth 6,000 yen (US\$17) each to aquariums, and the dolphin, which are the most talented of cetacean performers, bring 50,000 yen (\$140) each. Thus the day's catch was worth over 3 million yen (\$8,300) to the fishermen of Arari. (Nippon Suisan Shimbun, June 15, 1960.)