




## International

### INTERNATIONAL PACIFIC SALMON FISHERIES COMMISSION

**FRASER RIVER SOCKEYE SALMON 1954 REGULATIONS:** A summary of the recommendations for regulations governing the 1954 sockeye fishing season as approved by the International Pacific Salmon Fisheries Commission at Bellingham, Washington, March 13, 1954, follows:

**United States Waters:** 1. Controls by the Commission on fishing for sockeye in the United States waters embraced by the Treaty shall commence after 12:01 a. m., June 24, 1954, and shall continue until midnight September 30. Note should be taken, however, that no regulations are contemplated after September 6 except in cases of emergency to provide equal division of the catch between Canada and the United States.

Sockeye (red) salmon  
(*Oncorhynchus nerka*)



2. There shall be a weekly closed period of 48 hours' duration including Saturday and Sunday of each week in all United States Convention waters from June 24 until September 6 in the year 1954. The weekly 48-hour closure shall commence at 12:01 a. m. Saturday for purse seines and reef nets and at 6:00 p. m. Friday for gill nets.

**Canadian Waters:** 1. Controls by the Commission on fishing for sockeye in Canadian waters embraced by the Treaty shall commence at 12:01 a. m., June 24, 1954.

2. Controls by the Commission shall cease in Canadian Convention waters known as Areas 19, 20, 21, and 23 at midnight August 30, 1954, and in Areas 17 and 18 of District No. 3 and in District No. 1 at midnight October 14, 1954. Note should be taken that control of the fishing season in Areas 17 and 18 and in District No. 1 is not contemplated in the month of October except in case of emergency to obtain adequate escapement and equalization of the catch between the fishermen of the two countries.

3. There shall be a weekly closure of 48 hours' duration from June 24 to August 30 in Canadian Convention waters known as Areas 19, 20, 21, and 23.

4. There shall be a weekly closure in all other Canadian Convention waters of 78 hours' duration from June 24 to August 4; 96 hours from August 4 to August 25; 78 hours for the week end following August 25; 48-hour weekly closures from September 1 to September 16; and a continuous closure from September 16 to 8:00 a. m. September 27, subject to possible modification at the time of closure and subject to a period of 24 hours' fishing with nets not less than 8½-inches stretched measure if deemed necessary by the Department of Fisheries for the proper harvest of spring salmon.

(a) All weekly closures in District No. 1 will commence at 8:00 a.m. Friday.

(b) In that part of District No. 1 above Pattullo Bridge the weekly closure shall cease 4 hours later than in that part below Pattullo Bridge irrespective of the length of any of the above specified weekly closures.

High Seas: The Commission approved a regulation ordering a weekly closed period of 48 hours' duration from June 24 to August 30 for the year 1954 in all Convention waters in the High Seas west of Bonilla Point to the Tatoosh Island line.

General: The Commission declared that no one shall buy, sell, or have in his possession any sockeye salmon taken in any of the Convention waters during the time when fishing for such salmon is prohibited in such waters.

#### NORTH PACIFIC FISHERIES COMMISSION

BIOLOGY AND RESEARCH COMMITTEE MEETS IN TOKYO: The standing Committee on Biology and Research of the International North Pacific Fisheries Commission convened in Tokyo, Japan, May 17 to 22, for a discussion of matters within its purview and referred to it by the Commission. The work of the Committee was of a planning nature, in preparation for the meeting of the Commission in October. The Committee, like its parent body, is tri-partite and composed of representatives of the United States, Canada, and Japan. The United States members are: Commissioner E. W. Allen, Dr. W. H. Thompson, and Dr. L. A. Walford, with C. E. Atkinson as consultant. The Canadian members are A. H. Needler and R. E. Foerster. The Japanese representatives are K. Suzuki, M. Fujinaga, and M. Ohto.

The opening session of the meeting was presided over by R. Takeuchi, Director, European and American Affairs Bureau, Japanese Ministry of Foreign Affairs, until recently Minister of the Japanese Embassy in Washington, according to the U. S. Embassy at Tokyo.

#### NORTHWEST ATLANTIC FISHERIES COMMISSION

FOURTH ANNUAL MEETING SCHEDULED: The International Commission for the Northwest Atlantic Fisheries held its Fourth Annual Meeting in Halifax, Nova Scotia, at Commission Headquarters during the week of June 14. The Commission consists of representatives from ten American and European nations and is concerned with the investigation and conservation of the international fisheries off the New England, Canadian, and Greenland coasts. The United States Delegation consisted of United States Commissioners Bernhard Knollenberg of Chester, Conn., Francis W. Sargent, Director of Marine Fisheries for the State of Massachusetts, and Arnie J. Suomela, Assistant Director of the U. S. Fish and Wildlife Service; also advisors Lionel A. Walford, Herbert W. Graham, and William M. Terry of the Fish and Wildlife Service. Lawrence Rosen of the Usen Trawling Company of Boston attended the meeting as an observer on behalf of the Advisory Committee to the United States Commissioners.

#### TRADE AGREEMENTS

NORWEGIAN-ARGENTINE AGREEMENT INCLUDES DRIED COD: A barter agreement recently concluded between Norway and Argentina provides for exports of 700 tons of dried cod from Norway and 28,700 boxes of apples from Argentina, according to the International News Survey.

## FOOD AND AGRICULTURE ORGANIZATION

FISH MARKETING TRAINING CENTER IN HONG KONG: The Food and Agriculture Organization has been invited by the Governments of the United Kingdom



Fishing junks at Aberdeen, fishing port of Hong Kong.

and Hong Kong to hold a training center in fish marketing in Hong Kong from July 12 to August 21 this year under the Expanded Technical Assistance Program. It is proposed to hold lectures in all phases of fish marketing, and seminars on fish-marketing problems will be a special feature. It is hoped in the seminar to review the marketing situation in the countries of the participants and discuss possible improvements which might be effected in the light of the information exchanged.

Lecturers are being provided by the Hong Kong Government and by FAO, and there will be demonstrations in the well-organized and efficient fish market and fish-marketing system which have been developed in Hong Kong.

\* \* \* \* \*

TURKEY BECOMES MEMBER OF MEDITERRANEAN FISHERIES COUNCIL:

The Government of the Republic of Turkey has deposited with the Director-General of the Food and Agriculture Organization of the United Nations, an instrument of acceptance of the Agreement for the Establishment of the General Fisheries Council for the Mediterranean.

In accordance with the provisions of the Agreement, Turkey became a member of the Council as of April 6, 1954, date of receipt of the instrument of acceptance.



### Belgium

CANNED FISH IMPORTS, 1953: Belgium imported 13,494 metric tons of canned fishery products during 1953, mainly from Portugal, Canada, Japan, and the Netherlands, the U. S. Embassy at Brussels reported in a dispatch dated April 16. The only imports of fish from the United States consisted of 60 tons of cured fish. In 1952 the United States had supplied 1,086 metric tons of canned fishery products, 7 tons of fresh or frozen fish, 62 tons of cured fish, and 1 ton of shellfish.

According to Belgian import data, Portugal supplied 2,547 tons of canned sardines, substantially the entire quantity of sardines imported. Of canned pilchards, Japan supplied 1,747 tons; Netherlands, 37 tons; and the balance of 268 tons originated largely in the Union of South Africa. Canada supplied 3,849 tons of canned salmon, virtually the total quantity of those imports. Some 138 tons of canned salmon originated in "other" countries believed to consist almost entirely of canned salmon from the U.S.S.R. which supplied a total of 230 tons of fishery products to Belgium in 1953, all canned.

Belgian imports of canned fish in 1952 totaled 10,883 tons and in that year Portugal, Canada, and the United States were the principal suppliers. Imports of all fishery products in 1953 totaled 64,642 tons, compared with 60,927 tons in 1952. Imports in 1953 almost equaled the total volume of the Belgian fish catch.



## Canada

**SHRIMP GROUNDS LOCATED OFF BRITISH COLUMBIA:** Several promising shrimp grounds were located off British Columbia in a shrimp prospecting program carried out by the Canadian Fisheries Department's Pacific Biological Station between November 10, 1953, and March 10, 1954. One of these grounds, near Cape Lazo on the east coast of Vancouver Island, is being fished commercially at the present time. Two vessels carried out the program, the station's Investigator No. 1 and the chartered trawler Yuri M.

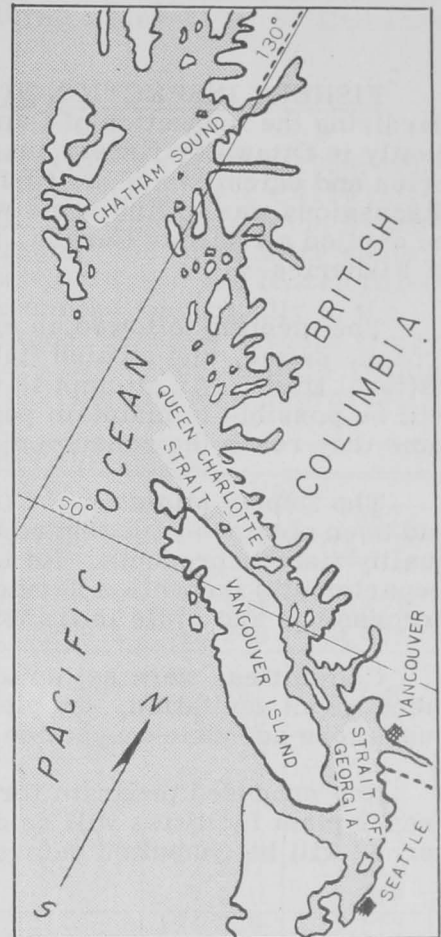
The primary objective of the program was to find new shrimp grounds. Localities were surveyed in the Strait of Georgia, Queen Charlotte Strait, and Chatham Sound. Also, a short experiment was conducted to compare the fishing abilities of the shrimp beam and otter trawls.

**SHRIMP HELD IN REFRIGERATED SEA WATER:** In conjunction with the shrimp exploratory program, facilities were provided aboard the Investigator No. 1 for experiments on the holding of freshly-caught shrimp in refrigerated sea water in place of ice to preserve their quality until landed.

Two loads of raw whole shrimp were brought from the fishing grounds to Vancouver by this means. The first, a load of 100 pounds caught on November 14, 1953, in Stuart Channel, was held for eight days at a temperature of  $30 \pm 1^{\circ}$  F. These shrimp were judged acceptable upon arrival. A portion of this catch was frozen green (heads off) in water for later observation by a commercial shrimp operator. They were judged acceptable after a week's storage. A load of 600 pounds of shrimp from Cape Lazo was brought to Vancouver after four days' storage. This load had been placed in the tank of sea water at a temperature of  $41^{\circ}$  F. and cooled to  $30 \pm 1^{\circ}$  F. Samples of this load were distributed to several commercial firms to put through their cooking and picking operation. The general opinion of the operators was that the shrimp were of good quality but were difficult to pick.

In an attempt to overcome this difficulty of picking, further holding tests have been made at the Station. Shrimp less than 24 hours old were obtained from commercial fishermen, and held at  $30^{\circ}$  F. for periods up to nine days in salt (sodium chloride) brines somewhat saltier than sea water. Preliminary results indicate that the chilled stronger brines containing up to six percent salt give a firmer, better-quality, more easily picked product than when the raw shrimp are held in chilled sea water at the same temperature for the same length of time.

The equipment used on board the vessel consisted of a cubical tank 42 x 42 x 42 inches outside measure, estimated to hold 1,500 pounds of fish, installed in the vessel's hold. Refrigeration was supplied by a  $\frac{1}{3}$ -horsepower Freon-12 air-cooled condensing unit powered by a  $\frac{1}{3}$ -horsepower, 32-volt direct-current motor. The motor was powered by the ship's starting batteries. These are charged primarily by the main engine generator. However, a 1-kilowatt, 32-volt, gasoline-powered auxiliary generator was provided for emergency use. Agitation was provided by a  $\frac{1}{55}$ -horsepower, 32-volt direct-current centrifugal pump delivering approximately 8 gallons



per minute. The cooling coil was a single circuit of 50 feet of  $\frac{5}{8}$ -inch copper tubing, externally nickel plated to resist sea-water corrosion. This coil was designed to provide hold-over refrigeration in the form of ice on the outside of the coil, sufficient to offset overnight heat leakage. The tank itself, made of 11-gauge steel plate, was coated internally with a non-contaminating anticorrosive paint and covered with 1-inch cork insulation. Care was taken to use equipment and materials suitable and economically feasible for application to commercial fishing boats.

\* \* \* \* \*

FISHERY INSPECTION STANDARDS CONSIDERED: Discussions aimed at standardizing the inspection of Canadian fish plants and fishery products were held recently in Ottawa by fishery inspection officers of the Federal Department of Fisheries and scientists of the Fisheries Research Board of Canada. The object of the discussions was to find some way of arriving at standards of inspection which could be applied all across Canada, according to the April Trade News of the Department of Fisheries.

The meeting followed an extensive coast-to-coast survey of more than 500 fresh, frozen, salted, and pickled fish plants which handle fish for interprovincial or international trade. An attempt is now being made to set uniform standards so that it will be possible to maintain peak quality from the time the fish are caught to the time they reach the consumer.

The Deputy Minister of Fisheries told the gathering that much new knowledge had been obtained with regard to the proper facilities necessary to maintain top-quality fishery products. He said it was now possible to think of reconstituting the Department's inspection service for control of storage of fish while at sea, during processing, and while in transit to the markets both in Canada and abroad.

Committees were set up to discuss plant construction and location, plant equipment, plant sanitation, and plant operation. Another committee was formed to discuss more adequate inspection of fresh and frozen fish.

Any proposed program for increased inspection and an outline of standards for proper plant facilities will be discussed with the industry, and all the provinces concerned will be consulted before any new measures are put into force.

\* \* \* \* \*

FISHERIES MARKETING OPERATIONS: An outline of Canadian fisheries marketing operations was presented by the Minister of Fisheries in the House of Commons on May 7 during a debate on the Department of Fisheries Budget.

The Minister was extremely optimistic and pointed out that the Government had been able to aid the Newfoundland cod industry by purchasing fish for Greece and Korea. He also stated that the industry by making use of new processes, particularly the preparation of fish sticks and block freezing of small pieces of fish, was expanding its markets both in Canada and the United States.

Speaking of the salmon industry of British Columbia, the Minister said that through its own efforts and those of the Minister of Finance in persuading Australia and New Zealand to remove their embargoes against Canadian salmon purchases, the backlog of this fish on the West Coast had been sold.

Looking to the future, he was encouraged by the decision of Brazil to purchase Newfoundland cod and he was optimistic about the present trade delegation now touring the Iberian Peninsula. This delegation is laying the groundwork for new trade agreements which the Government hopes will provide for increased purchases of cod by Portugal and Spain.

The Minister also discussed international agreements and commissions in the fishing industry. He maintained that these agreements were necessary for the future of the industry; and for the rehabilitation of certain sections of the industry, such as the salmon industry on the West Coast. He mentioned that there was a very real need for an agreement between Canada and the United States on the Great Lakes fisheries, and the pink salmon fisheries on the Pacific Coast. He also brought up the matter of the sealing agreement of the Pacific Ocean and expressed the hope that a reasonable solution could be reached in the near future, a May 11 U. S. Embassy dispatch from Ottawa states.

\* \* \* \* \*

**EXPORTS OF FISHERY PRODUCTS FOR 1953 AND OUTLOOK FOR 1954:** The total value of Canadian exports of fishery products in 1953 amounted to C\$114 million, 2.4 percent less than the 1952 total of C\$117 million, according to the February 20 Foreign Trade, a Canadian Government publication. But there were some significant trends in the 1953 foreign fish trade. Exports of fresh and frozen fillets to the United States increased; sales of canned salmon abroad, principally to the United States, Belgium, Italy, and the Netherlands, almost doubled; revenue from exports of shellfish continued high; Jamaica bought more salted cod; and the Dominican Republic's imports of salted pollock and smoked herring bloaters improved.

Canadian Fishery Products Exports, 1953 and 1952 <sup>1/</sup>				
Item	Quantity		Value	
	1953	1952	1953	1952
	1,000 lbs.		1,000 C\$	
Fresh and frozen whole or dressed:				
Total sea fish .....	125,898	142,177	16,584	17,479
Total fresh-water fish .....	54,259	55,971	13,248	14,475
Fresh and frozen fillets:				
Total sea-fish fillets .....	78,731	71,997	17,361	17,088
Total fresh-water fillets .....	11,128	9,072	4,029	3,812
Smoked fish .....	9,947	12,500	1,320	2,005
Salted fish .....	117,498	132,276	17,427	19,655
Pickled fish .....	35,415	39,606	3,491	3,878
Canned fish .....	58,499	47,415	16,202	11,554
Mollusks and crustaceans .....	30,337	30,754	17,587	17,510
Miscellaneous .....	-	-	7,060	9,719
Total exports .....	-	-	114,309	117,175

<sup>1/</sup>Preliminary.

A resumé of 1953 production and foreign sales in the main groups of fisheries products, and a look at the prospects for 1954 follow.

**Fresh and Frozen Fish:** The outlook in 1954 for fresh and frozen fish appears quite bright, almost the reverse of the position early in 1953. Prices for fresh and frozen fish in the first part of 1953 were depressed, and stocks were at an all-time high in both Canada and the United States. Several reasons were given for this condition, such as large imports into the United States market from European sources, including Iceland and Norway, lower prices for meats generally, and the fact that chain stores were buying only their immediate requirements of fillets. However, the situation improved towards the end of the summer when it became known that United States and Canadian production of groundfish fillets was considerably lower and that United States imports from other sources were down.

Prices for fresh and frozen groundfish fillets are firmer and prospects for the coming season seem good.



A comparatively recent innovation in the frozen fish field is frozen breaded fillets and fish sticks. Sales of these products, with their convenience appeal-- "just heat and serve"--are increasing, particularly in the United States market.

Pickled, Salted, and Dried Fish: Early forecasts in 1953 predicted fairly good markets for salted fish, especially since an analysis of world production of salted groundfish indicated that available supplies would be lower than in the previous year. But large consuming markets such as Brazil did not buy their usual quantities because of currency difficulties, and the surplus stocks were overhanging the other markets. However, substantial sales were made after Brazil revamped its exchange regulations in October, permitting importers to bid for available exchange at the daily auctions. In addition, some C\$950 thousand worth of salted cod is being procured from Canadian producers for relief shipments to Greece and Korea.

If sales continue at present levels, Canadian exporters of salted groundfish were expected to have little trouble marketing their current stocks during the balance of the 1953/54 season which ends on June 30, and in that event, were expected to find themselves in a firmer marketing position at the outset of the new season.

Stocks of pickled fish and bloaters are currently higher than last year, although a demand from the Caribbean area for good-quality fish at competitive prices is expected. Jamaica's imports of pickled herring were considerably larger than in 1952, and prospects for 1954 are encouraging.

Canned Fish: In the spring of 1953 Canadian west coast packers were faced with large surplus stocks of canned salmon. The prospects were poor but a contract with the United Kingdom for some 200 thousand cases and increased sales in Belgium and the United States and in the domestic market helped to relieve the situation.

The 1953 Canadian pack exceeded 1.8 million cases, compared with the 1.3 million cases put up in 1952, and difficulties were again anticipated. However, Belgium, Italy, and the Netherlands bought substantial quantities, and the poor runs of Alaska pink salmon and California pilchards strengthened the demand in the United States for the Canadian packs.

Production of canned sardines in 1953 in Canada was quite low and the current demand and price are exceptionally good. The British colonies in the Caribbean area are among the important outlets for this fish product.

The market for canned lobster continued strong in the United States. Shipments to the United Kingdom this year will be governed by the U.K. Token Shipment Plan, based on 30 percent of exports during the period 1936-38.

Byproducts: Herring meal is again being produced in quantity in British Columbia after a year's lapse, because of a strike by West Coast herring fishermen. The bulk of this commodity is sold in the United States market and prospects seem encouraging. Canadian Atlantic Coast fish meal is also marketed in both Canada and the United States; prices are a little lower than at this time last year.

Herring oil prices have strengthened a little but, as is the case with other fish oils, they are still below those of a few years ago.

\* \* \* \* \*

REVIEW OF NEW BRUNSWICK'S FISHERIES, 1953: Almost 11,200 persons are actively engaged in primary fishing operations in New Brunswick while another 3,800 are employed in fish-processing plants, a March 5 U. S. consular dispatch from St. John points out. Approximately C\$7,750,000 is invested in vessels, gear, and

shore facilities; a similar amount is invested in 60 processing plants centered in the three seaboard counties of the Province. Some United States capital is invested in the processing plants.

**Catch and Value:** During 1953 the landings of sea and inland fish in New Brunswick totaled 218,240,000 pounds, valued at approximately C\$7,515,000, as compared with 249,122,000 pounds, valued at

Table 1 - New Brunswick Landings and Value of Sea and Inland Fish, 1940-1953

Year	Quantity 1,000 lbs.	Value	
		Ex-vessel 1,000 C\$	Marketed 1,000 C\$
1953 <sup>1/</sup>	218,240	7,515	2/
1952	249,122	7,822	19,700
1951	227,038	7,558	21,155
1950	239,671	6,792	18,053
1949	189,235	6,438	17,428
1948	227,336	7,885	20,122
1947	217,537	5,996	17,132
1946	222,077	7,146	16,420
1945	155,696	5,478	13,271
1944	175,172	5,404	11,969
1943	181,521	5,193	11,129
1942	162,339	3,650	7,133
1941	176,873	2,828	6,485
1940	144,568	2,029	4,966

<sup>1/</sup>Estimated.

<sup>2/</sup>Not available.

C\$7,822,000, in 1952 (table 1). This significantly indicates that although production declined during 1953, the landed value increased even though groundfish export prices for the United States were much lower than previous years. Increased imports into the United States from other countries allegedly lowered the Canadian export prices.

The year 1948 was the highest for landed value of fish in New Brunswick and 1952 was the highest for production. During the years 1940 through 1945 both the landings and landed value increased considerably while the marketed value fluctuated, but that after 1946 the market value steadily increased while the landed value leveled off. This would indicate that since World War II more attention has been given to the marketing of fish from this area and that the gross earnings of fishermen has remained rather constant.

ings of fishermen has remained rather constant.

Table 2 - New Brunswick's Fisheries Landings and Ex-vessel Values by Species, 1951-52

Species	1952		1951	
	Quantity 1,000 lbs.	Value 1,000 C\$	Quantity 1,000 lbs.	Value 1,000 C\$
<b>SEA FISHERIES</b>				
Alewives .....	33,336	221.6	22,522	142.2
Clams .....	7,782	352.4	10,310	329.6
Cod .....	24,266	657.8	25,187	654.4
Haddock .....	2,519	144.1	2,332	133.3
Hake .....	3,803	68.0	2,509	46.6
Herring .....	84,043	756.5	62,466	594.2
Lobster .....	10,242	2,801.0	10,565	2,505.4
Mackerel .....	2,711	115.0	1,152	47.2
Oysters .....	4,314	282.1	4,558	268.3
Plaice .....	7,731	252.0	7,093	210.0
Pollock .....	3,552	57.1	2,464	46.9
Quahaugs (hard clams) .....	1,171	52.6	707	18.8
Sardines .....	52,887	843.0	62,503	1,308.2
Shad .....	1,719	66.1	1,791	66.9
Smelts .....	2,266	434.9	4,172	581.3
Miscellaneous .....	3,387	624.1	5,078	572.6
Total sea fish .....	245,729	7,728.3	225,409	7,525.9
<b>INLAND FISHERIES</b>				
Alewives .....	3,110	54.6	1,378	27.8
Pickeral .....	27	3.9	24	3.1
Salmon .....	29	14.4	38	17.9
Shad .....	179	12.7	169	10.7
Miscellaneous .....	53	7.7	20	2.9
Total Inland Fish .....	3,393	93.3	1,629	62.4
Grand Total .....	249,122	7,821.6	227,038	7,588.3



The latest breakdown available by species is for the year 1952 (table 2). Herring and alewives appear to be the species most responsible for the large increase in the 1952 catch while the sardine catch declined. As usual, lobsters continued to contribute most to the gross earnings of the fishermen. Groundfish ranked next in order of importance in gross earnings.

Sardine fishing seems to have the greatest year to year fluctuation in production, and this industry constantly pressures the Federal Government for subsidies. The Federal Government has assisted the sardine fishermen in minor emergencies in the past which in turn causes the lobster fishermen to pressure for subsidies. This was especially so during 1953 when frequent major storms destroyed many lobster traps in the New Brunswick fishing area. Even though figures are not available on sardines for 1953, trade sources stated that the year was one of the worst in a decade.

Year	Quantity 1,000 lbs.	Value	
		Ex-vessel 1,000 C\$	Marketed 1,000 C\$
1952	52,887	843	1/
1951	53,824	1,304	5,604
1950	67,493	695	4,939
1949	58,590	1,172	4,379
1948	86,954	2,149	7,248
1947	101,218	1,537	6,615
1946	97,223	1,513	4,169

1/Not available.

Marketing: Prices for New Brunswick frozen groundfish fillets in the United States during 1953 were lower due to increased U. S. imports of fillets, mainly cod, from Denmark, Netherlands, West Germany, and the United Kingdom in addition to the usual supply from Iceland and Norway. The Fish Packer's Association of New Brunswick members are modernizing and expanding their plants in an effort to offset the new competition for the United States market. The processors are enthused over the recent Iceland-U.S.S.R. barter agreement whereby Russia will absorb large quantities of Icelandic fish. They feel that this agreement will eliminate a great quantity of Icelandic fish which they allege has been dumped on United States markets as a result of the British ban on Icelandic direct fresh fish landings by fishing vessels beginning late in 1952. Prior to 1952 Iceland traditionally marketed the bulk of its fish in the United Kingdom and the alleged dumping on the United States market seriously worried New Brunswick fish producers, according to reports.

Government Aid: The Provincial Fisheries Branch continued its program of promoting the increased use of groundfish draggers for use in the Gulf of St. Lawrence and the Bay of Fundy areas. Further, experiments were carried out on in-shore flounder dragging in an attempt to ease the economic situation of fishermen between the spring herring season and late summer lobster season on the northern shores of the Province. The Provincial Fishermen's Loan Board continued its program of granting large loans for the construction of draggers and during 1953 a total of seven 60-foot draggers were completed. The Provincial Loan Board granted loans totaling over C\$400,000 during 1953 and approximately C\$56,000 of this amount was subsidized by the Federal Government. The Provincial Government collected approximately C\$100,000 from fishermen on loans extended during 1953.



## Denmark

MARINE-OIL IMPORTS AND EXPORTS, 1953: Denmark's marine-oil imports in 1953 totaled 16,130 short tons, 70 percent less than 1952 imports, according to the U. S. Embassy at Copenhagen. Whale oil made up 72 percent of the 1953 total.

Marine-oil exports of 8,824 short tons were 137 percent greater than the year before. Herring oil accounted for 84 percent of the total.

Danish inventories of marine oils declined 34 percent during 1953, and at the end of the year stocks on hand totaled 4,230 short tons.



## Ecuador

**U. S. FIRM GRANTED TEN-YEAR FISHING RIGHTS:** A large United States west coast fishing firm has been granted fishing concessions in Ecuadorian territorial waters for a ten-year period, reports the U. S. Embassy (May 12) at Quito. The company promises to install a refrigeration unit and later a fish-preserving unit on the Ecuadorian coast. It is estimated that the firm will invest one million sucres (approximately US\$170,000) in Ecuador during the first two years of the contract.



## Finland

**FISHERY PRODUCTS CONSUMPTION, 1952/53:** The per-capita consumption of fishery products in Finland during 1952/53 (August-July) averaged 34.1 pounds (round weight for domestic catch and product weight for imports), according to a January 22 dispatch from the U. S. Legation at Helsinki. Production during this period totaled 57,600 metric tons (round weight) and gross imports amounted to 10,300 tons (product weight); stocks on hand at the beginning of the period (August 1, 1952) totaled 500 tons; a total available supply of 68,400 tons. Of this, 64,000 metric tons were used for food, 4,100 tons for animal feed, and 300 tons were on hand on August 1, 1953.



Fishermen lifting Baltic herring fyke net in the Turku (Finland) Archipelago area.

Estimates for 1953/54 place consumption at 33.9 pounds per capita (round weight for domestic catch and product weight for imports). Production is forecast at 58,000 metric tons; gross imports, 10,000 tons. Combined with the stocks at the beginning of the period this makes a total of 68,300 metric tons available--64,000 metric tons for food, and 4,300 tons for animal feed.



## France

**FISHERIES PROBLEMS:** The problems of the French fisheries were brought out at a Paris meeting on March 25 by the President of the Central Committee of Fisheries of France. The Committee is an advisory committee to the French Government in fishery matters. Following are some translated excerpts of the speech printed in the March 26 Le Marine, a French fishery paper.

"And now we come to the very important problem of imports. It seems that the Government wants to embark on a policy of more liberal imports of foreign products either by lessening the strict application of quotas or by making more funds available for international payments, or both. We are especially opposed to freeing the import of crustaceans, of oysters and other bivalves; also, of caviar and of fish eggs generally. Nothing should be done in this matter before the Sub-committee on Crustaceans is consulted.

"If we realistically look into the future, it is doubtful that we can assist in liberalizing international trade. We are especially opposed to making available funds for payments in foreign countries to purchase fishery products. We request, instead, that greater attention be given to certain weaknesses in our domestic fishing industry, which lacks modernization. We regret that only assistance is given to the construction of fishing vessels above 50 net tons and no subsidy payments are made for use of coal, used on fishing vessels. It is necessary to undertake economic studies on price differences of French sardines and the Portuguese sardines and on price differences of French sardines and Moroccan sardines. It seems that the Moroccan sardine industry is favored by longer seasons, more modern vessels, and lower wages. We request government assistance in the increase of consumption of fish. We also request the lowering of taxes on gasoline and Diesel oil for fishing vessels. The Committee also proposes for sardines and mackerel a minimum price.

"We are more hopeful, the President continued, for the development of the tuna industry because of higher prices for fresh tuna and canned tuna. But the best intentions remain on paper and cannot materialize if there is no spirit of unity among all parts of the fisheries. I appeal, therefore, to the unions, the boat owners, the processors, the wholesalers, and the retailers to unite in this hour in which we have to face very important problems."



## French Morocco

FISH MEAL AND OIL PRODUCTION, 1953: The rapid expansion of French Morocco's fish byproducts industry is illustrated by exports which, during 1953, consisted of 18,115 short tons of fish meal and 3,947 tons of fish body oil, as compared with but 14,814 tons of fish meal (including related products) in 1952, reports the U. S. Consulate General, Casablanca.

A considerable increase in the industrial fish catch occurred in 1953 in the face of curtailed canned fish output. The bulk of the 50,800 tons of fish delivered to the byproducts plants located at Agadir was devoted primarily to the production of fish meal and fish oil.

The fish-oil industry is attempting to introduce the use of its product in the mixture of edible oils utilized in the fish-canning process, the quantity of fish oil not to exceed 20 percent of the volume of the mixture. If successful, this development would assure the fish-oil industry of a significant home market. In France, however, the use of fish oils in canning processes is not legal.





## Greenland

**NEW CONSTRUCTION AT FARINGEHAVN FISHERIES HARBOR:** Extensive construction in the West Greenland fisheries harbor of Faringehavn was planned for this summer by the Danish-Norwegian-Faroese trading company. Faringehavn is the principal base for Danish, Norwegian, and Faroe Islands fishing vessels operating in waters off Greenland. The program comprises a modern refrigerating plant, a salt silo of 7,000 metric tons capacity, and dwelling huts.

It was hoped that the proposed work could be completed before the end of August, an April 20 U. S. Embassy dispatch from Copenhagen states.



## Iceland

**OUTLOOK FOR FISHERIES:** Iceland's economic development during the first quarter of 1954 was generally favorable, an April 29 U. S. Legation dispatch from Reykjavik states. Preliminary indications are that the 1954 catch of groundfish may be somewhat larger than in immediately preceding years. Sales prospects are good, particularly for frozen fish fillets to the Soviet Union and the United States. Soviet purchases are fixed by the Soviet-Icelandic trade agreement. The new "fish stick" market in the United States may absorb half of Iceland's exports of frozen fish fillets to the United States. Salt fish prospects are fair and stockfish prospects are somewhat poorer.

Most of the increased catch during the first quarter of 1954 has been cod, which was utilized for frozen fillets. The production of frozen fish in January-February 1954 was considerably higher than in the corresponding period of 1953, reflecting the favorable outlook for this product. The United States market prospects for frozen fish are favorable and considerable amounts of 7-, 12-, and 19-pound packages are being prepared for institutions, as well as one-pound consumer packages. The new United States market for "fish sticks" is also encouraging to Iceland; approximately one-half of Iceland's 1954 exports to the United States of frozen cod have been for "fish sticks." The announcement that the 1954 United States quota for importation of fish fillets is almost unchanged from 1953 was welcomed by Iceland.

It appears that Iceland will be able to sell all of its 1953 production of stockfish despite overproduction. Iceland's production of stockfish last year is estimated at 12,000 metric tons (dried weight), of which 10,000 tons were salable and 8,000 tons were sold last year. The remainder is expected to be sold this year before the 1954 production comes on the market. It is estimated that the 1954 production of dried stockfish will be about half of last year's production. (The stockfish end product weighs only 15-20 percent of weight of the gutted fish with head delivered for drying. The head is removed before drying.) Stockfish prices last year reached a peak of 470 shillings per 100 kilos ( $29\frac{1}{2}$  U. S. cents per pound) but most was sold at about 420 shillings per 100 kilos ( $26\frac{3}{4}$  U. S. cents per pound). At the end of March the price was about 390 shillings per 100 kilos (25 U. S. cents per pound). Producers believe that they can improve the quality of their stockfish this year by better bleeding and washing of fish to eliminate bloodstains and by better sorting and inspection.



## Japan

MORE TUNA VESSELS FISH FOR AMERICAN SAMOA CANNERY: Two more Japanese long-line vessels arrived in Pago Pago, American Samoa, in May and began delivering tuna to the cannery there. A third vessel was reportedly en route from Japan at the end of May, and a fourth was expected to follow. The vessels are fishing within 30 to 40 miles of the main Samoan Islands and are reporting catches of about 2 metric tons of albacore and yellowfin tuna per day on sets averaging about 1,400 hooks.

\* \* \* \* \*

TUNA-TAGGING PROGRAM: A tuna-tagging program has been announced by the Kanagawa Prefecture Fisheries Experiment Station at Misaki, Japan, according to the Japanese press (Nippon Suisan Shimbun, May 10). The program was apparently stimulated by the recovery by Japanese fishermen of two albacore tagged by the State of California. Although not specified, it appears that all species of tuna and spearfishes are to be tagged under this program.

The tag used will be a double vinyl-plastic tube with a nylon cord threaded through it. The outer tube will be clear and colorless, the inner tube will be opaque and red. On the inner tube the following legend will be lettered in English: RETURN KANAGAWA FISHERY EX. ST. MISAKI KANAGAWA JAPAN, followed by a similar message in Japanese and a serial number of the type, A0001.

The tag will be tied tightly around the caudal peduncle of the fish. It is planned to have the tagging done by commercial fishing vessels at the rate of one fish per voyage, which is expected to produce about 1,000 taggings per year.

\* \* \* \* \*

TUNA MOTHERSHIP RETURNS FROM INDIAN OCEAN: The Japanese tuna mothership Tenyo Maru departed from the Indian Ocean fishing grounds on May 19 with more than 2,700 metric tons of fish. The mothership's 30 catcher boats then began operating on their own and were expected to return to Japan singly in the near future. The mothership with its fish carriers arrived at Tokyo on June 2. As the fleet fished in the Indian Ocean, there was no damage from the Bikini hydrogen bomb explosion, reports the Japanese press (Nippon Suisan Shimbun, June 7).

\* \* \* \* \*

RESEARCH EXPEDITION TO INVESTIGATE BOTTOM FISH IN EASTERN BERING SEA: A Japanese research expedition is scheduled to investigate bottom fish (excluding halibut) in the Eastern Bering Sea, according to a May 11 U. S. Embassy dispatch from Tokyo. The expedition will consist of the Fishery Agency research vessel Toko Maru of 1,098 tons and 2 catcher boats of 60 tons each. The vessels were scheduled to operate in the designated area sometime in June.

\* \* \* \* \*

SARDINE CANNING REGULATIONS: Japanese Government regulations for the packing and marking of canned sardines are included in Law No. 153 (Export Commodities Law) and Law No. 233 (Foodstuff Sanitation Law) with amendments, reports a June 3 U. S. Embassy dispatch from Tokyo. These regulations came into force on February 19, 1954. The principal requirements for packing canned sardines are:

**Minimum Standards (Export Standard):**

1. Vacuum Condition. Can to be airtight; hermetically sealed at the joint as well as at the part to be rolled off; to stand tapping test, and be of good appearance.

2. Quality. Marine products, boiled: preservation, freshness, quality, color, luster, smell, and taste in good condition. Seasoning liquid in good condition. Marine products, in brine: no mixture of impurities. Marine products, in oil: edible vegetable oil of superior quality shall be used. Preservation, freshness, quality, color, luster, smell, and taste in good condition. Oil to be clear and of good color, smell, and taste. No mixture of impurities. Oil used in neither excessive nor insufficient quantity. Moisture content to be a minimum. Marine products, seasoned (including with tomato and pepper): preservation, freshness, quality, color, smell, and taste in good condition. No mixture of impurities. Seasoning liquid to be of proper thickness, color, luster, smell, and taste, and neither excessive nor insufficient in quantity.

3. Contents. (Note: Regulations for only sardines follow. "Net weight" means weight of sardines. "Content" means weight of sardines plus oil, brine, or seasoning liquid, as the case may be. Both are expressed in grams.)

Type of Pack	Type of Can	Net Weight of Sardines	Contents of Can
		Grams	Grams
Boiled Sardines	No. 4, tall	350	425
	No. 1, oval	350	425
	No. 3, oval	165	215
	No. 1, small	125	155
Sardines in oil	No. 3B, sq.	90	105
	No. 5A, sq.	95	110
	No. 1, oval	350	400
	No. 3, oval	170	200
Sardines, seasoned	No. 4, tall	350	450
	No. 6, tall	175	210
	No. 1, oval	350	425
	No. 3, oval	165	200
	No. 3D sq.	280	340
Sardines, baked	No. 3B sq.	85	105
	No. 3E sq.	115	120
Sardines, smoked in oil	No. 3B sq.	85	105
	No. 5A sq.	95	110
	No. 5C sq.	55	70
Sardines, with tomato and pepper	No. 4, tall	350	425
	No. 1, oval	350	425
	No. 3, oval	165	215
	No. 1, small	125	155
	No. 3B sq.	90	105
Sardines, halves, with tomato or pepper	No. 5A sq.	95	110
	No. 1, oval	350	425
	No. 3, oval	170	215
	No. 1, small	125	155
	No. 3B sq.	90	105
	No. 5A sq.	95	110

Grades are classified as follows:

- Quality A - Fancy
- Quality B - Standard

Units shall be of similar size. Code letter for the number of fish in each can must be embossed on the top of the can as follows (except for sardines seasoned or baked and for halves):

Type of Can	Code letters			
	G	L	M	S
	..... (number of fish in can) ....			
No. 4, tall	-	max. 12	13-20	min. 21
No. 1, oval	max. 8	9-12	13-20	min. 21
No. 3, oval	max. 8	9-12	min. 13	-
No. 1, small	-	max. 6	min. 7	-
No. 3B, sq.	-	6-8	9-12	min. 13
No. 5A, sq.	-	3-5	6-8	min. 9

Name of contents should appear clearly on the label. Cans to be painted or embossed with name of contents, date of canning, and name of cannery. (Note: These are all in code.)

**Packing Requirements, Cartons:**

1. Materials to be used must be of a pressure resistance of not less than 275 pounds/sq. in. by the Muller Tester. Maximum content gross weight should be 55 pounds. When the gross weight of content is less than 20 pounds, material used shall be not less than 200 pounds/sq. in. by tester.

2. Flat iron wire of not less than two-mm. width must be used to staple seams of boxes, at intervals of not more than 1.5 inches; alternatively cloth tape not less than 2 inches in width may be used.

3. Upper and lower flaps at the top of a box must be sealed with sodium water glass or other material not less effective. Joints of flaps must be sealed with paper tape of not less than 2 inches in width.

4. The bottom of the case must be sealed the same as the top or, alternatively, the flap stapled with flat iron wire of not less than 2 mm. width, in not less than 16 places. In case the gross weight of the contents is less than 25 pounds and bottom area of case is less than 150 sq. in., 12 staples will be sufficient.

**Mode of Indication:**

1. Words of indication to show that the commodity is up to the minimum standard shall be given as "Export Standard." Words of indication to show that the packing is up to the export packing standards shall be given as "Export Packing."

2. The height of letters shall be 3mm. or higher, but in the case of letters on the outside packing the height must be 10 mm. or higher.

\* \* \* \* \*



ANTARCTIC WHALE-OIL PRODUCTION, 1953/54: Japanese production of whale oil during the 1953/54 Antarctic season was estimated at about 41,400 short tons, a record postwar output, according to the May 10 Foreign Crops and Markets of the U. S. Department of Agriculture. The two participating expeditions reported an aggregate kill of 1,884.7 blue-whale units as compared with 1,527.9 units and 37,500 tons of whale oil in the preceding season.

Of the total 1953/54 Japanese Antarctic output, about 26,660 tons will be sold abroad. The United Kingdom will buy 6,160 tons at £81 per long ton (US\$202.50 per short ton) and the remaining 20,500 tons will go to Germany for £81-10-0 per long ton (US\$203.75 per short ton).

JAPANESE GOVERNMENT



## Mexico

SPINY LOBSTERS MAY BE SOLD DURING CLOSED SEASON: The Mexican closed spiny lobster fishing season applies only to the catching of lobsters and not to the sale of lobsters, the Ministry of Marine recently advised the U. S. Embassy at Mexico City. The most recent closed-season modification, published in the March 18 Diario Oficial, changed the fishing season in the Gulf of California between parallels 29 and 23 to April 16-October 31.



## Netherlands

FISHING FLEET MODERNIZATION PLANNED: A ten-year plan to modernize the Netherlands fishing fleet has been drafted, requiring a maximum investment of fl. 43.9 million (US\$11.6 million), according to the International Financial News Survey, April 30, 1954. The Reconstruction Bank will provide loans up to fl. 23.3 million, 75 percent of which will be guaranteed by the Netherlands Government. The fishing industry itself will have to raise capital of fl. 9.6 million (US\$2.6 million), and the remaining fl. 11 million (U.S. \$2.9 million) will have to be obtained from mortgage credits.

The purpose of the plan is to replace obsolete ships and not to increase the catch. No bonus will be given for the scrapping of old ships since this would be equivalent to a subsidization policy.

The Government has also promised a guarantee of fl. 2.5 million (U.S. \$0.7 million) to improve the fish-canning industry.



## Poland

NEW LIVER-OIL PLANT AND FISH CANNERY: A new large liver-oil plant will begin production in Gydnia, Poland, according to the May 27 issue of Fiskets Gang, a Norwegian trade paper. The plant will be able to produce 1,200 metric tons of medicinal and industrial liver oil annually. Domestically-produced cod livers will be used as raw material. After the plant goes into operation Poland will become independent of imports of industrial liver oil.

Construction of a fish cannery is in progress in Gizyce. When completed it will have a capacity of 2,300 metric tons of canned fish annually.

No date was given as to when the plants expect to begin operations.



## Portugal

**MARINE-OIL INDUSTRY, 1953: Production:** Production of marine oil in 1953 totaled 6,450 short tons, a decrease of about 13 percent from 1952, reports the United States Embassy at Lisbon. The 1953 output included 2,970 tons of sperm oil (production of Madeira and Azore Islands), 2,425 tons of cod-liver oil, and 1,060 tons of fish oils (mainly sardine).

**Exports:** Portuguese exports of marine oils in 1953 totaled 9,960 short tons, an increase of about 86 percent from 1953 shipments of 5,409 tons. More than half of the 1953 exports were sperm whale oil--5,314 tons; the remainder was cod-liver oil--2,801 tons; and fish oil--1,845 tons.



## South-West Africa

**FISHERIES TRENDS: Pilchard:** Exploitation of the pilchard resources found in the Walvis Bay area continues to increase, according to an April 26 U. S. consular dispatch from Capetown. There are now 6 reduction and canning factories at Walvis Bay as compared with 12 on the west coast of the Cape Province in the Union of South Africa. The total catch of pilchards in the Walvis Bay area during 1952 was 243,000 metric tons. The catch during 1953 was set at 250,000 tons and the total figure has been divided among the six factories on the basis of their individual capacity. Four of the plants can take a maximum of 46,875 tons while the remaining two are limited to 31,250 tons each.

Conservation of these pilchard resources is very much evident in recent steps taken by the Government with approbation of the commercial fishing companies. The total catch has been limited to 250,000 metric tons per year, and no additional licenses will be granted in the foreseeable future for the erection of additional reduction plants and canneries over and above the six now in existence.

**Spiny Lobsters:** The oldest section of the South-West African fishing industry, the crayfish or spiny lobster industry, is located in the Luderitz area. This fishing is very strictly controlled by the South-West African Administration in much the same manner as the Union spiny lobster industry. Control is exercised by limiting the quantity of canned spiny lobster and frozen spiny lobster tails that may be exported each year. The export quota is divided among the established plants, and these quotas are quite effective in limiting the total catch since the local market is quite small and not subject to fluctuation. In addition there are restricted fishing areas and also size limitations. Removing lobsters in berry is also prohibited.

The United States is the destination of practically all of the frozen spiny lobster tails exported from South-West Africa, as well as a good portion of the canned spiny lobster. The spiny lobster processing companies located at Luderitz operate in conjunction with Union companies who are also subject to governmental control. The South-West African companies are under the control of the South-West Africa Administration while the Union companies are under supervision of the Union Director of Fisheries.

There are six spiny lobster processing plants in the Luderitz area, with a total export quota of 3,999,984 pounds--of which 40 percent may be exported in the form of frozen spiny lobster tails. Thus at least 60 percent of the total exported production must be canned.



## Spanish Morocco

**FISHERY TRENDS, 1953:** The total catch of fish in Spanish Morocco (plus Centa and Melitla) during 1953 amounted to 19,967 metric tons as compared with the 1952 catch of 20,245 tons and 20,253 tons in 1951.

Canned fish is an important export item for Spanish Morocco, according to a U. S. Legation dispatch (May 28) from Tangier. Prices for canned tuna and sardines were down in 1953 and agents were seeking new markets abroad. A new fish cannery was constructed at Castillejos, but like the other canneries it suffered from a shortage of tin plate.

The main fishing ports were Larache, Villa Nader, Rio Martin, Villa Sanjuro, Rincon Medik, Cabo de Agua, and Ifni (a small colonial enclave on the southwest coast of Morocco).



## Tunisia

**SPONGE PRODUCTION, 1953:** Tunisian sponge production in 1953 amounted to 130.8 metric tons or 13 percent more than the 115.2 metric tons produced the previous year. It is possible that the increased production was due to the currently growing efforts by the Tunisian Government to find and exploit export markets for all domestically-produced commodities including sponges. During 1953 the United States imported only 2 metric tons of Tunisian sponges as compared to 3 metric tons in 1952.

Production during the first two months of 1954 greatly exceeded the monthly average for 1953, according to a consular dispatch (May 14) from Tunis.



## Union of South Africa and South-West Africa

**FISH MEAL AND OIL PRODUCTION, 1953:** Production of fish oil in the Union of South Africa and South-West Africa in 1953 reached a new high of 24,480 short tons, an increase of 16 percent from the previous record output of 21,000 tons in 1952. Production of fish oil at Walvis Bay, South-West Africa, increased substantially from 7,780 tons in 1952 to 11,250 tons, but Union output decreased slightly from 13,250 tons to 13,230 tons. While new high levels were reached due to the expansion at Walvis Bay, the very high rate of development which had been maintained over the past 6 years by the fishing industry showed signs of slackening.

Exports of fish oils in 1953 totaled 18,186 tons, mainly to the Netherlands, the United Kingdom, Germany, and Norway. The quantity exported last year was 2.5 times more than in 1952, according to the May 24 Foreign Crops and Markets, a U. S. Department of Agriculture publication.



Fish-meal production in 1953 was 118,600 tons against 87,800 tons in the previous year. While export data for fish meal were not given for 1953, in 1952 exports of meal were 56,027 tons, 60 percent of which went to the United States.



## Union of South Africa

OYSTER CULTURE EXPERIMENTS SUCCESSFUL: South African experiments in oyster culture in the Knysna Lagoon, Cape Province, have proved successful, especially with an imported Portuguese oyster. This oyster grows to maturity in 18 months, a more rapid rate than in European waters. Testing of domestic strains has not been concluded but one species with a particularly good flavor offers excellent possibilities, according to the June 12 Foreign Trade, a Canadian Government publication.



## United Kingdom

FISH INDUSTRY RECORD-KEEPING REGULATIONS PROPOSED: Regulations to require the British white fish industry to keep certain records have been proposed by the White Fish Authority. The regulations are due to go into effect soon, according to the May 1954 Fish Industry, a British fishery magazine.

Those engaged in the white fish industry will be required to keep:

(a) A record of all receipts and expenditures in respect of business in the white fish industry, showing the transactions to which they relate; (b) invoices, receipts or other documents concerning these transactions, or copies of them; (c) records of any banking account, or a certified extract of any banking transaction, in respect of business in the white fish industry.

Owners of fishing vessels are required to keep certain additional records, namely:

(a) Fish salesman's accounts; (b) a record of the weight of fish landed from every voyage by every vessel; (c) a register of the date and time of departure and arrival, and a record of the sums receivable or chargeable, for every voyage of a vessel of over 70 feet in length; (d) copies of the accounts already required by legislation to be rendered by owners of fishing vessels.

\* \* \* \* \*

FISH CONSUMPTION, 1952/53--CORRECTION: The United Kingdom per-capita fish and fillet consumption for 1952/53 as shown in the May 1954 Commercial Fisheries Review, p. 66, was incorrect as the amounts shown had not been converted from kilograms to pounds. The correct consumption data, in pounds, is as follows:

The United Kingdom per-capita fish and fillet consumption in 1952/53 (July-June) amounted to 22.9 pounds edible weight, according to a February 25 report from the U. S. Embassy at London. This was a decrease of 11 percent from the prewar (1934-38) average of 25.7 pounds. The consumption for the next fiscal year, 1953/54, is forecast to drop to 22.0 pounds per person.

The per-capita consumption of whale meat in the United Kingdom during 1952/53 was 0.2 pound and the forecast for the next year is estimated at 0.1 pound.

\* \* \* \* \*

FATS AND OILS DECONTROLLED: Fats and oils were decontrolled in the United Kingdom on May 8, 1954, after 14 years of government regulation, and trade in these items reverted to private operations in June, according to the U. S. Embassy in London. This represents another step in the gradual decontrol of the British economy which will ultimately shift the bulk of government buying to private enterprises. The Ministry of Food has also announced that it will decontrol canned salmon later in 1954.

Britain has traditionally imported fats and oils from nondollar sources. The postwar pattern of trade is dislocated to a large extent and many changes may occur. If fats and oils are freed of import controls, the factor determining Britain's sources for these items would be their competitive position. However, existing contracts to which the Ministry is committed may preclude any large switch in suppliers for the next 18 months to 2 years. The United Kingdom has been buying important quantities of fish and whale oils from Japan and Norway.

Decontrol is expected to result in a drop in stocks held in the United Kingdom as private trade will not be able to finance large stocks. Although decontrol will have a downward impact on immediate report requirements, the continued import demand will depend also on the level of consumption. The fats and oils trade is expected to be subject to continued import licensing with restriction of imports from dollar areas, probably controlled under open individual license, which means freedom to import from dollar areas subject to individual importer licensing and recording of sales against an unannounced global quota.

The possibility of further return to a system of multilateral trade is dependent on general financial policy and on the convertibility of sterling. According to reports, the United Kingdom is trying to work toward a more liberal system of trade and has made some important steps in this direction. Although exports have increased over the prewar period and offset the adverse terms of trade during the postwar period to a large extent, net earning power of "invisibles" has diminished. Under these conditions, the extent to which imports and consumption can be allowed to expand is questionable.

At the same time, some groups are pressing for a continued system of protection and preferences for commonwealth production. Commonwealth producers have considerable advantage in some commodities because of Imperial preferences. In other commodities, they have advantage through exclusion of dollar imports on balance-of-payments grounds. The protection afforded by such restrictions has become an accustomed shelter in many cases. For example, with restrictions on the importation of canned fish from dollar sources, British canned fish production has grown from 13 million pounds in 1946 to 46 million pounds in 1952.

\* \* \* \* \*

NORTHERN IRELAND CANS CRAB MEAT: Crab meat has been canned in Northern Ireland for the first time by a Belfast firm, in an attempt to compete with Russian and Norwegian canned crab meat, according to the May 14 issue of The Fishing News, a British trade paper.

Fishermen have sacrificed price so the crab meat can be retailed as low or lower than the foreign-produced product.

## U. S. S. R.

**TRAWLERS FISH ON GRAND BANKS:** Soviet trawlers have been spotted on the Newfoundland Grand Banks for the first time, a report in the April 23 issue of The Fishing News indicates. Spanish trawler skippers said they saw two Russian trawlers--the Odessa and Sevastapol, both of 1,670 tons.



## International

### INTERNATIONAL PACIFIC HALIBUT COMMISSION

**Areas 3A and 3B Closed July 12:** The International Pacific Halibut Commission announced that Pacific halibut Areas 3A and 3B were closed to halibut fishing at 11:59 p. m. (P. S. T.) July 12, 1954. The Commission estimated by that date the quota of 28,000,000 pounds for Area 3A would have been attained, and Area 3B (former Area 4) which had no quota would also be closed. Pacific halibut fishing this year opened on May 16 while in 1953 the opening date was May 17.

Areas 3A and 3B this season were open to fishing for 58 days as compared with 52 days (shortest on record) for Areas 3A and 1A in 1953, 60 days in 1952, 56 days in 1951, 66 days in 1950, 73 days in 1949, and 72 days in 1948.

Areas 2 and 1B closed at 11:59 p. m. (P. S. T.), June 5, 1954. These areas were open to fishing this season for 21 days--the shortest season on record for these areas--compared with 24 days in 1953, 26 days in 1952, 28 days in 1951, 32 days in 1950, 34 days in 1949, and 32 days in 1948.


Area 1A, extending south of Hecate Head, Oregon, will remain open through September 9, 1954.

In addition to the season indicated, further fishing will be allowed as follows: Area 2 to be reopened on August 1 for a period of 8 days. Area 3A and 3B to reopen on August 1 for a period of 10 days. Area 3B to again be reopened on August 15 for a period of 25 days.

Regulations for the retention of incidentally-caught halibut during the 1954 season are similar as those issued in 1953.

Note: Also see Commercial Fisheries Review, July 1953, p. 60; June 1953, p. 35.

Correction: In April 1954 issue of Commercial Fisheries Review, p. 36, the last sentence under "5" should read: Area 1A to open May 16 and remain open until the final closure date of Area 3B; i.e. September 9.



Unloading halibut at Ketchikan, Alaska.

