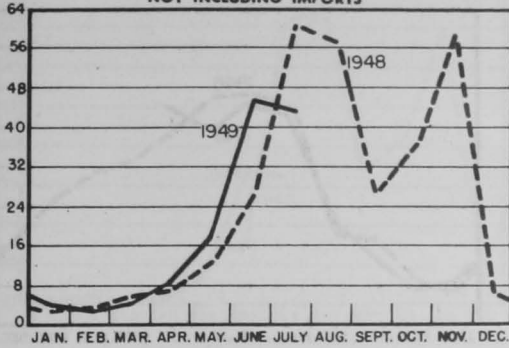


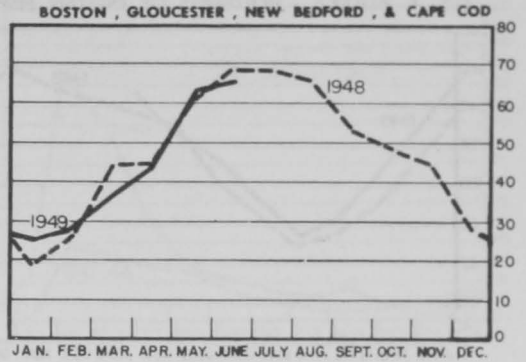
LANDINGS AND RECEIPTS

In Millions of Pounds

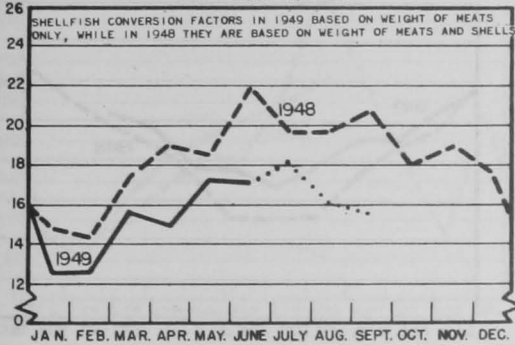
MAINE - LANDINGS
NOT INCLUDING IMPORTS



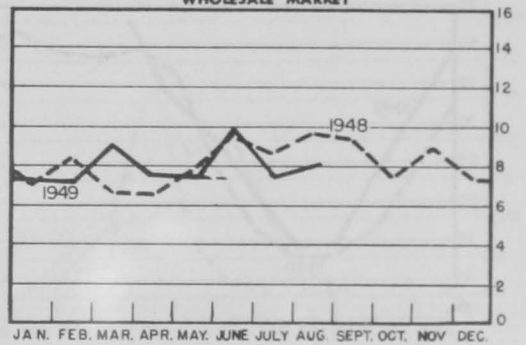
MASSACHUSETTS - LANDINGS



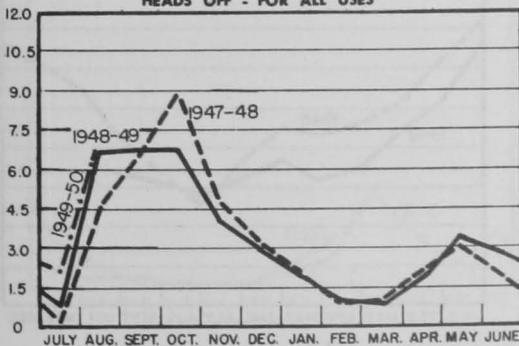
NEW YORK CITY - RECEIPTS OF FRESH & FROZEN FISH
SALT-WATER MARKET



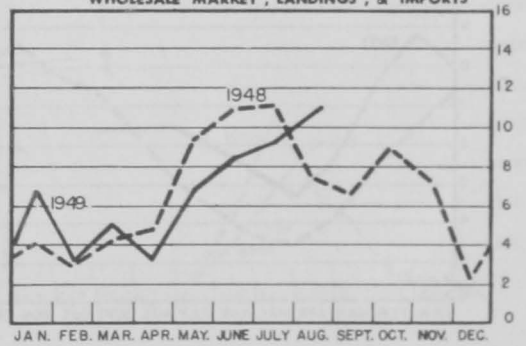
CHICAGO - RECEIPTS OF FRESH & FROZEN FISH
WHOLESALE MARKET



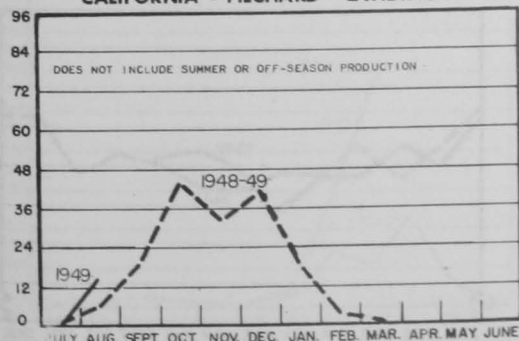
GULF - SHRIMP LANDINGS
HEADS OFF - FOR ALL USES



SEATTLE - RECEIPTS OF FRESH & FROZEN FISH
WHOLESALE MARKET, LANDINGS, & IMPORTS

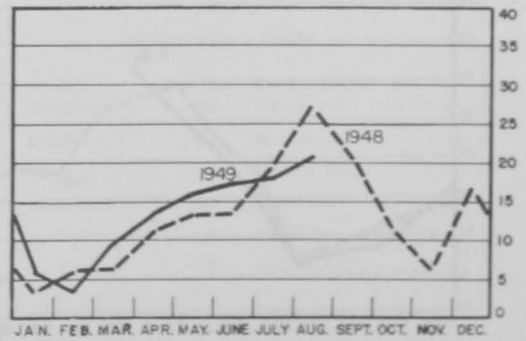


CALIFORNIA - PILCHARD LANDINGS



In Thousands of Tons

CALIFORNIA - TUNA AND TUNA-LIKE FISH

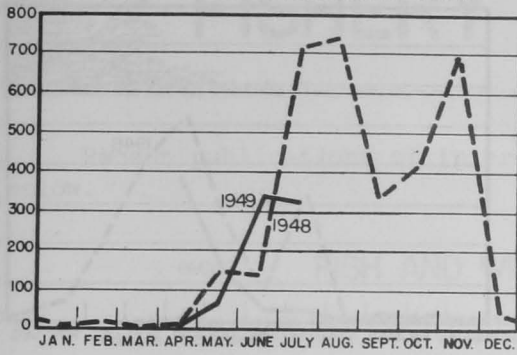


..... ESTIMATED

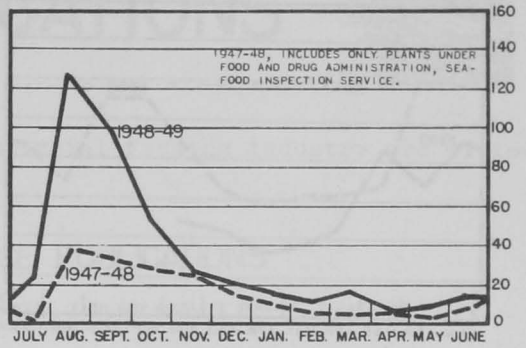
CANNED FISHERY PRODUCTS

In Thousands of Standard Cases

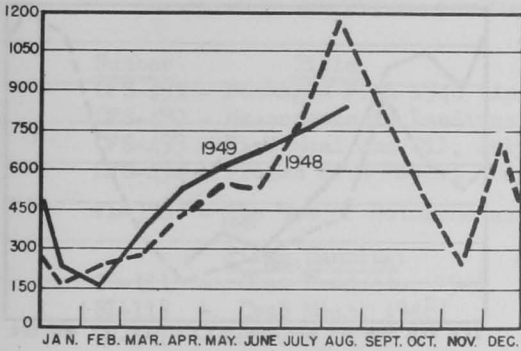
MAINE - SARDINES, ESTIMATED PACK



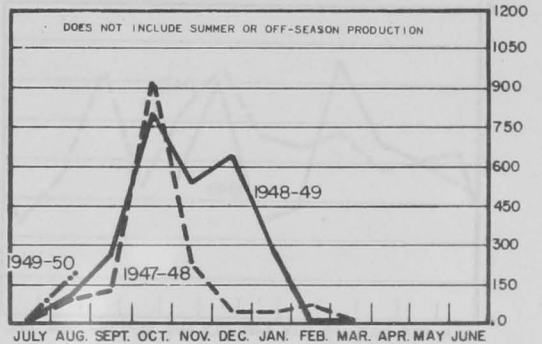
UNITED STATES - SHRIMP



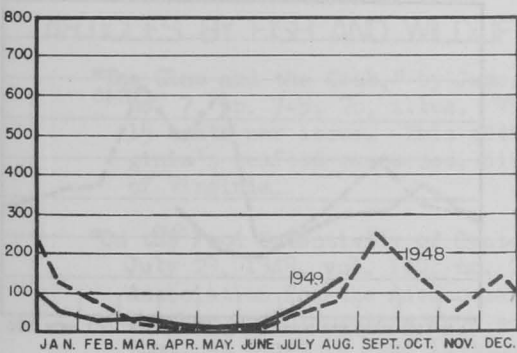
CALIFORNIA - TUNA



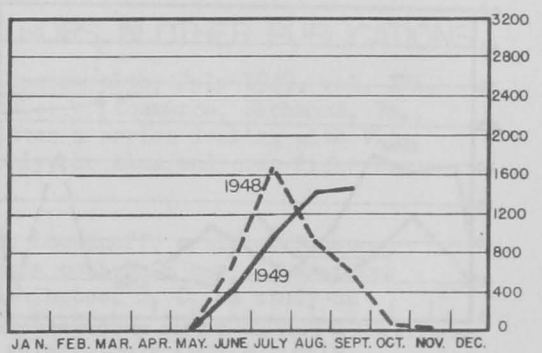
CALIFORNIA - PILCHARDS



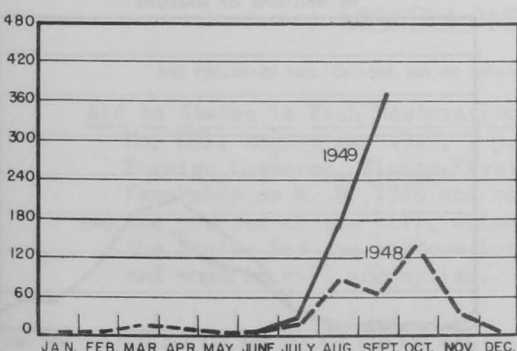
CALIFORNIA - MACKEREL



ALASKA - SALMON



WASHINGTON - PUGET SOUND SALMON

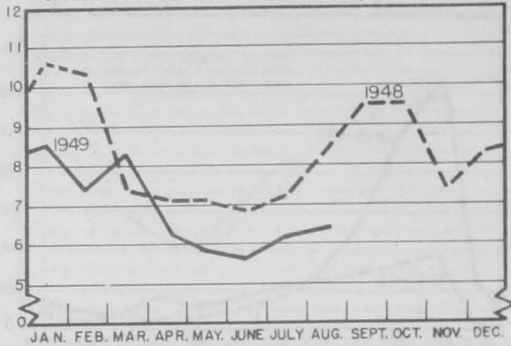


STANDARD CASES

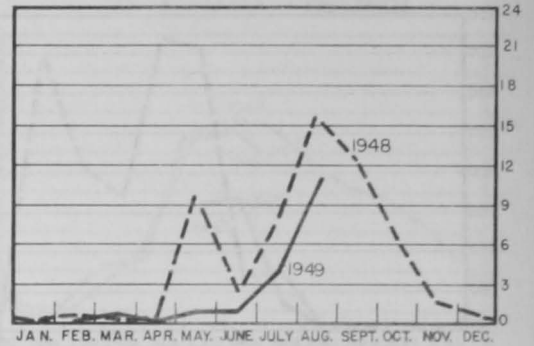
Variety	No. Cans	Can Designation	Net. Wgt.
SARDINES	100	1/4 drawn	3 1/4 oz.
SHRIMP	48	No.1 picnic	7 oz.
TUNA	48	No. 1/2 tuna	7 oz.
PILCHARDS	48	No. 1 oval	15 oz.
MACKEREL	48	No. 300	15 oz.
SALMON	48	1-pound tall	16 oz.

PRICES, IMPORTS and BY-PRODUCTS

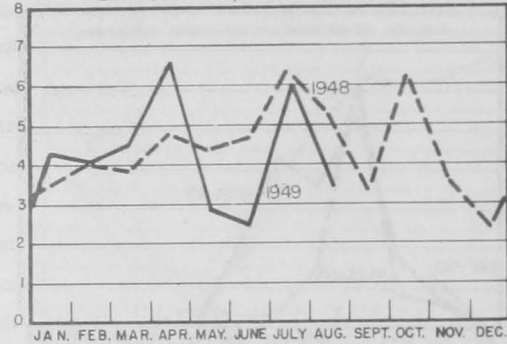
BOSTON - WEIGHTED AVERAGE PRICE ON NEW ENGLAND FISH EXCHANGE IN ¢ PER POUND



MAINE - IMPORTS OF FRESH SEA HERRING IN MILLIONS OF POUNDS

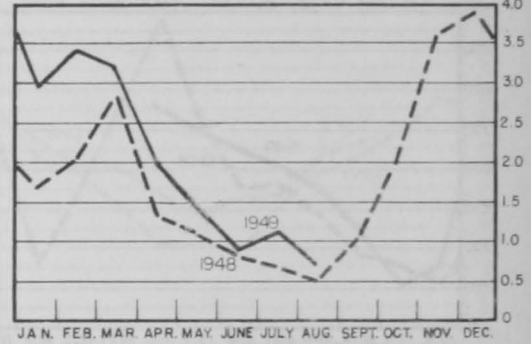


U.S. - IMPORTS OF FRESH & FROZEN FILLETS OF GROUND FISH, INCLUDING ROSEFISH:-



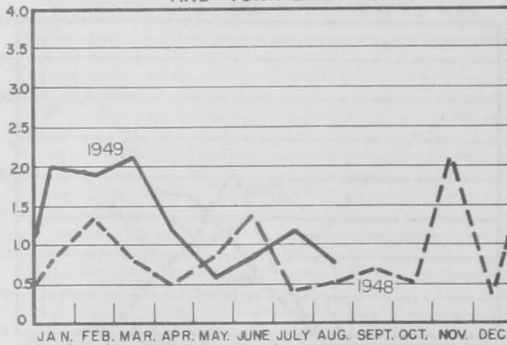
In Millions of Pounds

U.S. - IMPORTS OF FRESH AND FROZEN SHRIMP FROM MEXICO

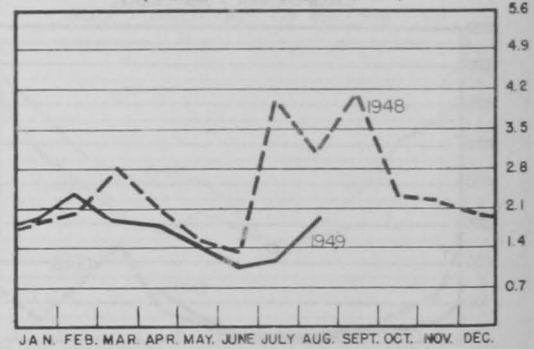


IN MILLIONS OF POUNDS

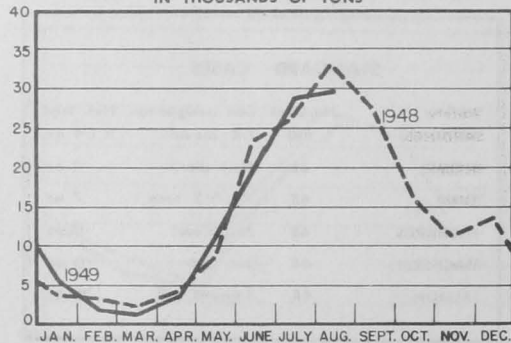
U.S. - IMPORTS OF CANNED TUNA AND TUNA-LIKE FISH



U.S. - IMPORTS OF CANNED SARDINES (Include in oil and not in oil)



U.S. & ALASKA - PRODUCTION OF FISH MEAL IN THOUSANDS OF TONS



U.S. & ALASKA - PRODUCTION OF FISH OIL IN MILLIONS OF GALLONS

