

Abstract.—Ichthyoplankton were sampled weekly in Auke Bay, southeastern Alaska, from March or early April through June, 1986–89. The spring primary production bloom occurred in April, and was followed in May by the annual maximum in herbivorous copepods. Each year, the five most-abundant fish larvae were osmerids, Pacific sandlance *Ammodytes hexapterus*, walleye pollock *Theragra chalcogramma*, flathead sole *Hippoglossoides elassodon*, and rock sole *Pleuronectes bilineatus*. Each species tended to occur at the same time every year, and could be categorized either as synchronous species that were present at the time copepod abundance was maximized, or early species that were most abundant before the spring phytoplankton bloom. Pacific sandlance and rock sole larvae always reached maximum abundance prior to the spring bloom, whereas larvae of walleye pollock, flathead sole, and osmerids were most abundant at the time of the copepod maximum. Physical and biotic conditions experienced by early and synchronous larvae differ markedly, suggesting that survival through early life history is determined by different processes in the two groups.

Abundance patterns of marine fish larvae during spring in a southeastern Alaskan bay

Lewis Haldorson

Marc Pritchett

David Sterritt

John Watts

School of Fisheries and Ocean Sciences, University of Alaska
11120 Glacier Highway, Juneau, Alaska 99801

Fluctuation in recruitment to exploited fish populations remains a central problem in marine fish management. There are indications that much of the variation in year-class abundance in marine fish populations results from processes and events in planktonic early-life-history stages (Houde 1987, Pepin & Myers 1991). Interannual variation in survival through egg and larval life stages is undoubtedly determined by multiple and interacting mechanisms; however, timing of reproduction has often been implicated as a factor contributing to the success or failure of year-classes. For example, Hjort's (1914) critical-period hypothesis and Cushing's (1975) mismatch hypothesis describe the importance of synchrony between production of larval fishes and their planktonic prey.

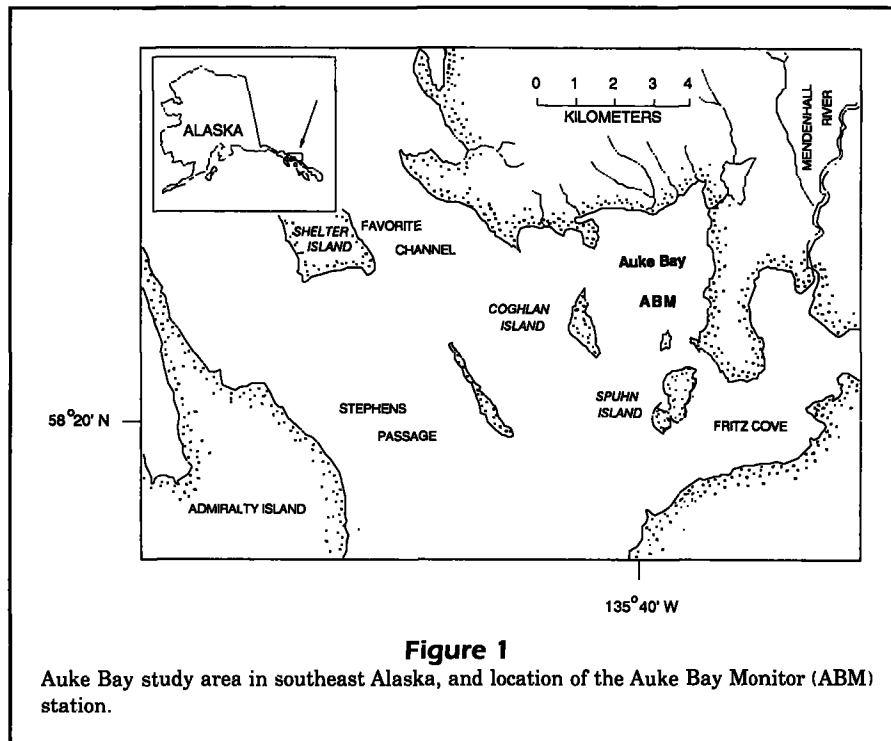
In subarctic regions, nearshore marine ecosystems display marked seasonal changes in physical and biotic conditions (Smetacek et al. 1984). In such systems, timing of reproduction may be extremely important, as conditions that result in high survival through planktonic life-history stages may be transitory. A dominant feature in the annual subarctic nearshore production cycle is the spring phytoplankton bloom, an event that contributes much of the annual production (Smetacek et al. 1984). The phyto-

plankton bloom is followed by the herbivorous copepod maximum (Smetacek et al. 1984), a period of 1–2 months that produces an annual optimum in foraging conditions for those larval fishes that feed on copepod nauplii. Water temperature and predator density may also determine survival of fish eggs and larvae (Houde 1987) and could constitute important constraints on timing of reproduction.

In this paper we report the results of a 4-year investigation of larval fishes in a coastal subarctic marine ecosystem. Our observations describe when larvae of some northeast Pacific Ocean fish species occur relative to the spring production cycle. The study was part of an interdisciplinary project (AP-PRISE, Association of Primary Production and Recruitment in a Subarctic Ecosystem) that provided a detailed description of the physical and biotic environment present during the period from late winter through early summer.

Study area

The study was conducted in Auke Bay (lat. 58° 22' N, long. 134° 40' W), southeast Alaska (Fig. 1). The 16 km² Bay varies in depth from 40 to 60 m. Physical conditions in Auke Bay are typical of nearshore subarctic marine

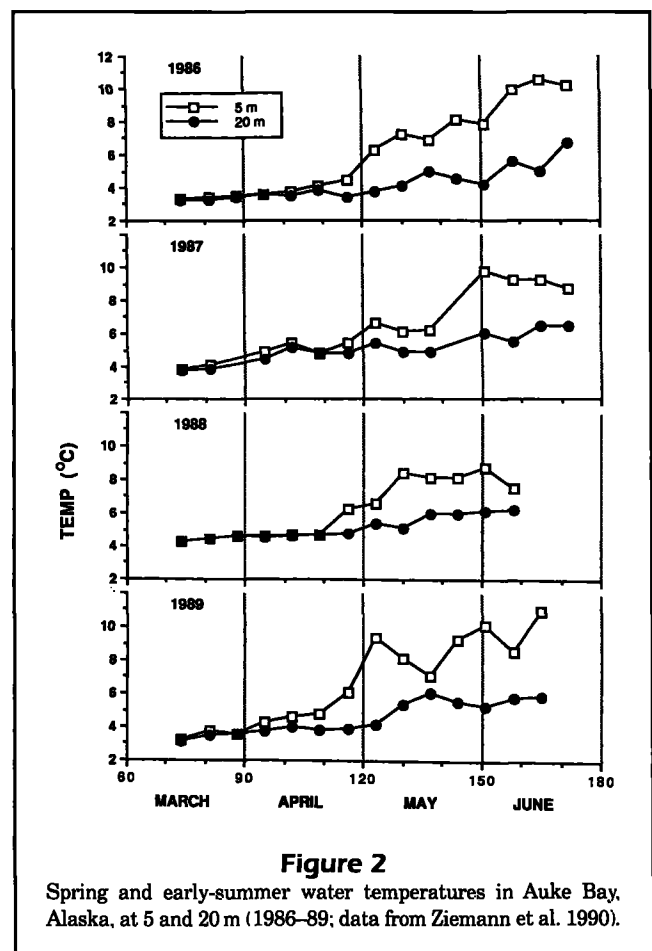


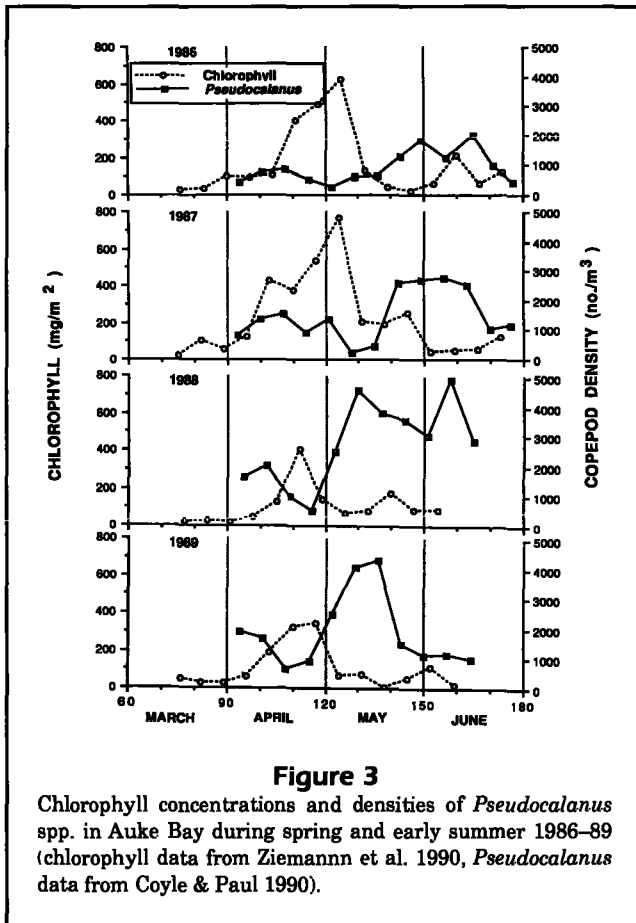
Materials and methods

Fish larvae were collected in Auke Bay at a station designated ABM (Fig. 1) from mid-March or early April through mid-June, 1986–89. The ABM station was selected because it had been used in previous studies (summarized in Coyle & Shirley 1990). Samples were collected on the same day each week between 0800 and 1300, with the exception on the second week of April 1986 (Fig. 4). Each week five replicate samples were collected with a 1 m² Tucker trawl constructed of 505 μ mesh and fitted with a digital flowmeter in the middle of the net opening. Each replicate was collected at the ABM station by towing the net in a double-oblique trajectory to a depth of 30–35 m. The vessel

systems. The water column is isothermal until April, when surface warming and increased freshwater runoff contribute to formation of a pycnocline (Bruce et al. 1977, Ziemann et al. 1991). In the 4 years of this study water temperature prior to stratification varied from 3° to 5°C, was colder in 1986 and 1989, and warmer in 1988 (Fig. 2; data from Ziemann et al. 1990). Stratification, indicated by diverging temperatures at 5 and 20 m, began in April (Fig. 2; data from Ziemann et al. 1990).

Auke Bay exhibits a typical subarctic annual production cycle (Williamson 1978, Ziemann et al. 1991). The spring phytoplankton bloom began in early April, 1986–89 (Fig. 3; data from Ziemann et al. 1990), in response to several consecutive days of relatively high light levels (Ziemann et al. 1991). Chlorophyll biomass peaked in late April or early May each year, with a subsequent decline resulting from nutrient limitation (Ziemann et al. 1991). The herbivorous copepod maximum began 2–4 weeks after the spring phytoplankton bloom (Fig. 3; data from Coyle & Paul 1990), with *Pseudocalanus* spp. copepods dominant in every year (Coyle et al. 1990). Copepod nauplii in the size-ranges consumed by larval fishes were typically in low density prior to the herbivorous copepod maximum and reached maximum density in May, although there was considerable interannual variation in nauplii density during the period of peak abundance (Paul et al. 1991).



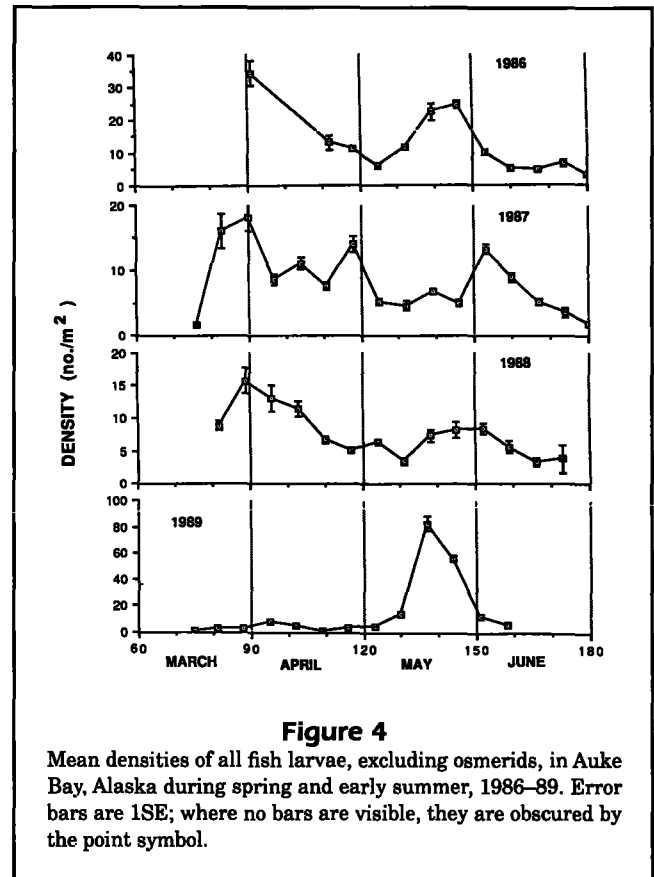


speed was about 1.5 kn. Each tow lasted 7–8 min, and volume filtered was typically around 300 m³. Volume filtered per tow was very similar among years. Tows were collected on reciprocal compass courses set at 90° to the wind direction.

Fish larvae were removed from each replicate and enumerated by species, with the exception of osmerids, agonids, cottids, and cyclopterids, which were identified only to family. Osmerids were not identified to species because larvae of eulachon *Thaleichthys pacificus* and capelin *Mallotus villosus*, the two species common in the Auke Bay area, are very similar. The other three families (Agonidae, Cottidae, and Cyclopteridae) lack comprehensive identification guides to the species level. Mean densities of each taxon were calculated as the number/m² of surface.

Results

Total number of larvae collected annually ranged from 6087 in 1988 to 18,655 in 1986 (Table 1). Most of the interannual variation was due to differences in catches



of osmerids. The five most-abundant taxa in all years were osmerids, Pacific sand lance *Ammodytes hexapterus*, walleye pollock *Theragra chalcogramma*, flathead sole *Hippoglossoides elassodon*, and rock sole *Pleuronectes bilineatus*. We did not include cottids in this summary, as they include at least eight species, none of which was exceptionally abundant; whereas the osmerids were very abundant, and included two species.

Total abundance of all larvae, excluding osmerids, peaked in March or early April of 1986–88 and in May 1989 (Fig. 4). Osmerids were excluded from total abundance estimates because in 1986 and 1987 their abundance obscured patterns associated with seasonal cycles of other species. In all years, osmerid abundance peaked from late May through June (Fig. 5). Such consistency in time of appearance in Auke Bay was typical of most species.

Larvae present in late March or early April were well in advance of either the spring phytoplankton bloom or the herbivorous copepod maximum. These early peaks in abundance were due primarily to high numbers of Pacific sand lance and rock sole (Figs. 6,

Table 1

Taxa of larval fishes collected in Auke Bay, Alaska in the spring, 1986–89, with total number collected (and rank order, in parentheses) of the five most frequently collected taxa in each year. The number of weekly samples, each consisting of five replicates, is indicated below each year.

	1986 12	1987 16	1988 14	1989 13
Clupeidae				
<i>Clupea harengus</i>	67	125	128	283
Osmeridae	11975 (1)	9704 (1)	336 (4)	1006 (3)
Ammodytidae				
<i>Ammodytes hexapterus</i>	1926 (2)	2829 (2)	2295 (1)	611 (4)
Bathylagidae				
<i>Leuroglossus schmidti</i>	121	401	155	326
Gadidae				
<i>Theragra chalcogramma</i>	1696 (3)	856 (3)	1453 (2)	4618 (1)
<i>Gadus macrocephalus</i>	0	4	2	0
Stichaeidae				
<i>Anoplarchus insignis</i>	221	108	103	114
<i>Lumpenella longirostris</i>	108	63	110	210
<i>Lumpenus sagitta</i>	175	178	75	150
Ptilichthyidae				
<i>Ptilichthys goodei</i>	5	3	7	6
Cryptacanthodidae	17	35	7	18
Cottidae*	541	531	306	860
Agonidae	396	404	216	334
Cyclopteridae	26	34	14	31
Pleuronectidae				
<i>Hippoglossoides elassodon</i>	474 (4)	428 (5)	303 (5)	2741 (2)
<i>Pleuronectes bilineatus</i>	409 (5)	522 (4)	406 (3)	449 (5)
<i>Pleuronectes asper</i>	146	104	1	5
<i>Pleuronectes vetulus</i>	84	131	24	2
<i>Platichthys stellatus</i>	171	142	85	427
<i>Psettichthys melanostictus</i>	71	93	22	122
Unidentified	26	33	41	47
Total	18655	16724	6087	12360

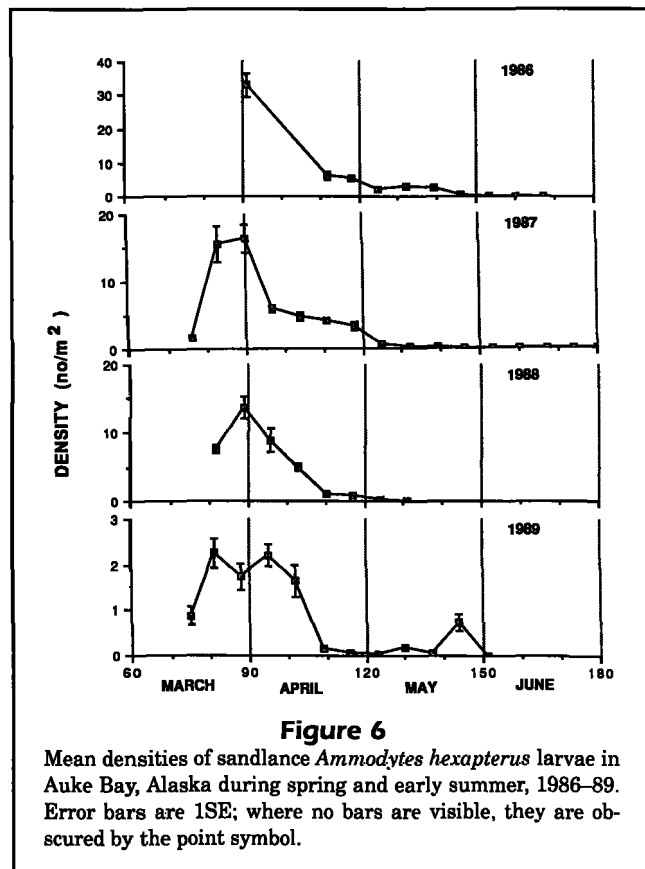
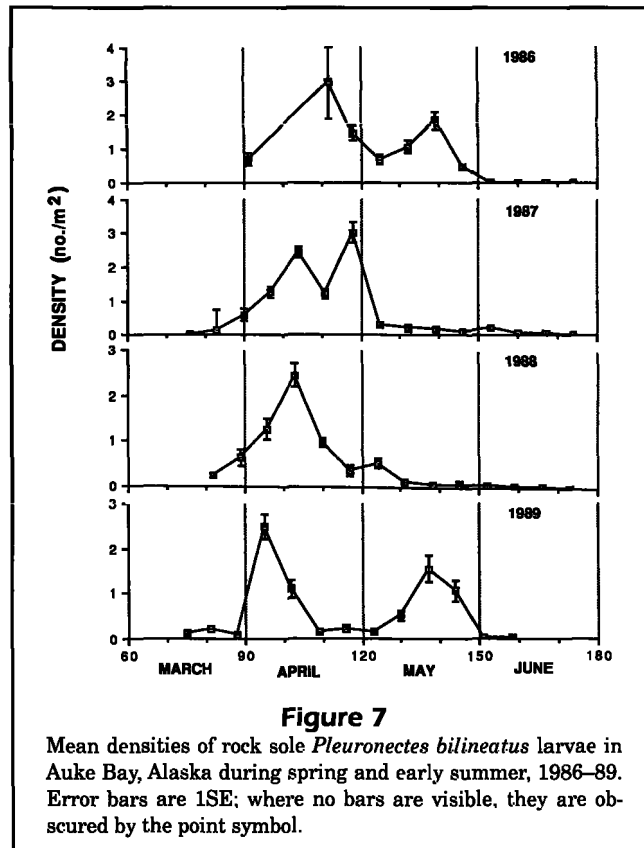
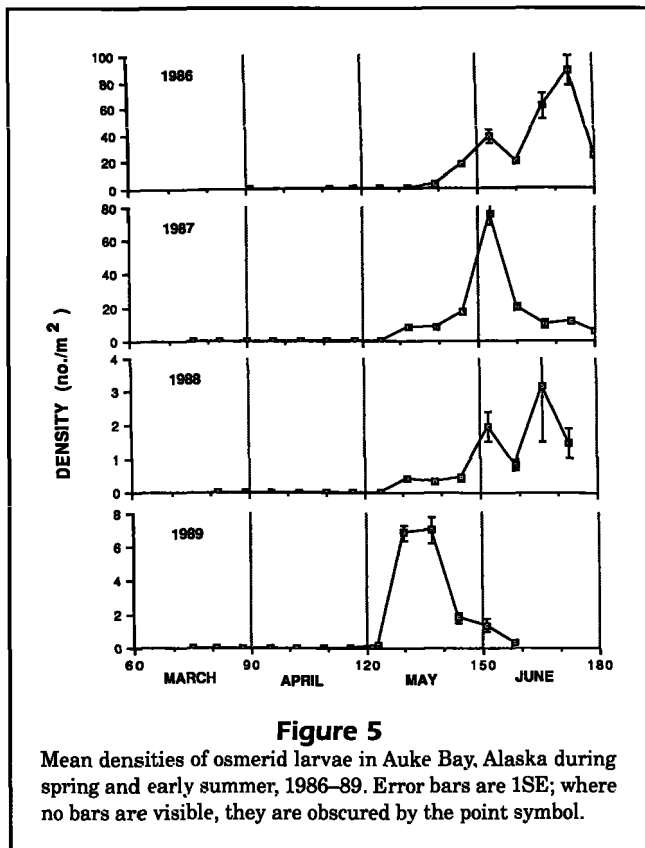
*Not ranked; included at least 8 species.

7). Two less abundant species—longsnout prickleback *Lumpenella longirostris* and slender cockscomb *Anoplarchus insignis*—also appeared early in 1987 and 1988, but had maximum density in May of 1989.

Two of the most abundant species, walleye pollock and flathead sole, consistently appeared in May (Figs. 8, 9) and were well synchronized with maximum density of copepods. Less common larvae that also tended to reach maximum density in May were starry flounder *Platichthys stellatus* and poachers (agonids) (Figs. 10, 11).

Discussion

It has been observed that many fish larvae occur in approximate synchrony with maximum zooplankton densities (Sherman et al. 1981 and 1984, Townsend 1984, Jenkins 1986). The strategy of synchronizing production of larvae to high abundance of prey has obvious adaptive value, and is the prerequisite of high recruitment in Cushing's (1975) match-mismatch hypothesis. Fishes with this strategy were termed "synchronous" by Sherman et al. (1984). An alternate



strategy, characterized by prolonged production of larvae, has been termed “bet-hedging” (Lambert & Ware 1984) or “ubiquitous” (Sherman et al. 1984). This strategy is described as adaptive in situations where prey availability is unpredictable.

In Auke Bay, fish species reproducing in the spring appear to follow two strategies: One group, typified by walleye pollock and flathead sole, is clearly synchronous, in the sense described above; whereas Pacific sandlance and rock sole are examples of species that could be termed “early.” The early group can be defined as those species that produce their larvae prior to the peak in the spring phytoplankton bloom (before mid-April in Auke Bay). It is possible that early species in Auke Bay are following the “bet hedging” strategy discussed above, as they could have been producing larvae throughout the winter. In that case our sampling would have coincided with the end of their production period.

From mid-March through June, conditions in Auke Bay are rapidly changing as the system passes through two of the production phases—spring phytoplankton bloom and herbivorous copepod maximum—that typify nearshore subarctic marine environments (Smetacek et al. 1984). In the pre-bloom period, the water column

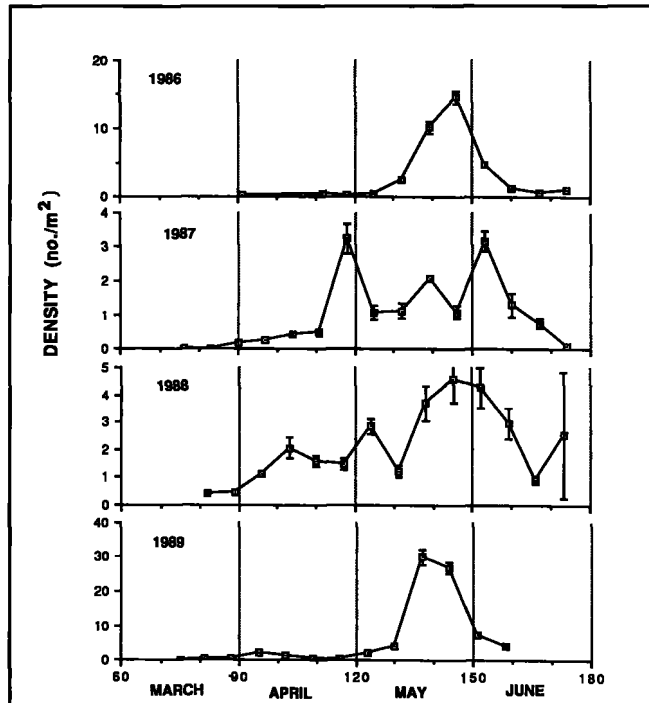


Figure 8

Mean densities of walleye pollock *Theragra chalcogramma* larvae in Auke Bay, Alaska during spring and early summer, 1986-89. Error bars are 1SE; where no bars are visible, they are obscured by the point symbol.

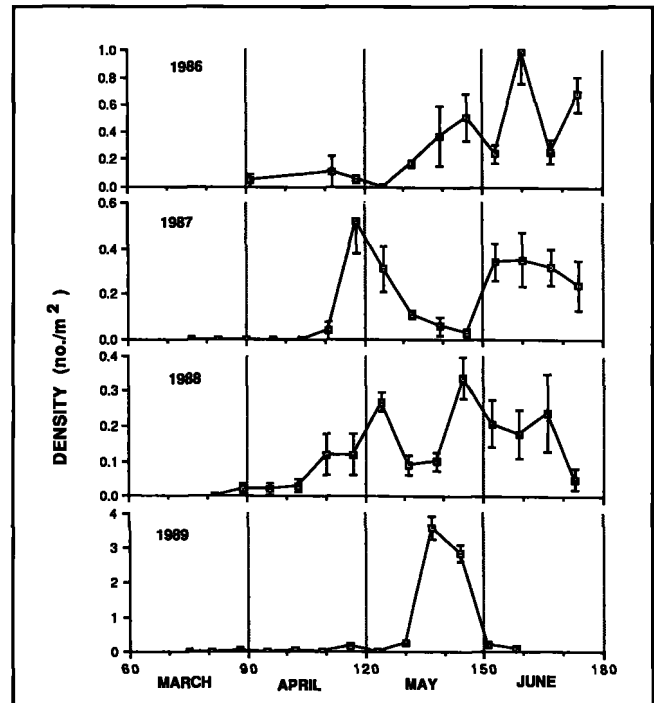


Figure 10

Mean densities of starry flounder *Platichthys stellatus* larvae in Auke Bay, Alaska during spring and early summer, 1986-89. Error bars are 1SE; where no bars are visible, they are obscured by the point symbol.

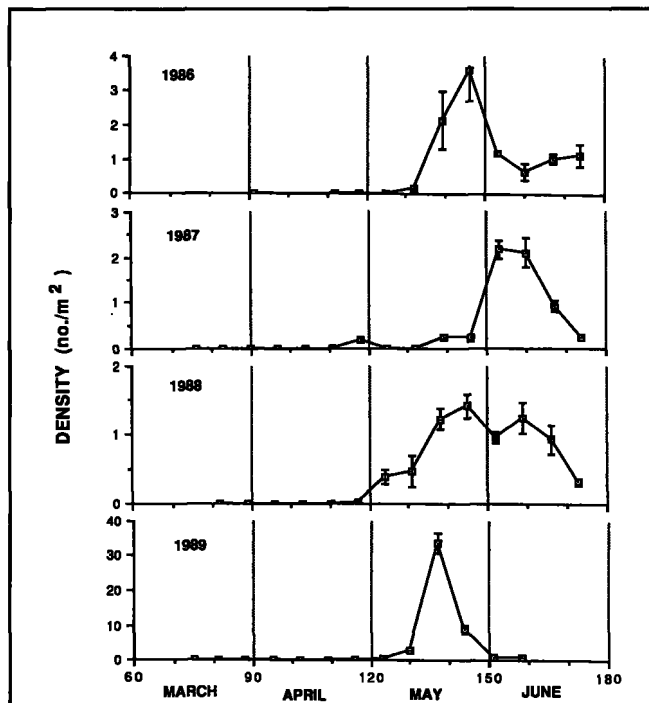


Figure 9

Mean densities of flathead sole *Hippoglossoides elassodon* larvae in Auke Bay, Alaska during spring and early summer, 1986-89. Error bars are 1SE; where no bars are visible, they are obscured by the point symbol.

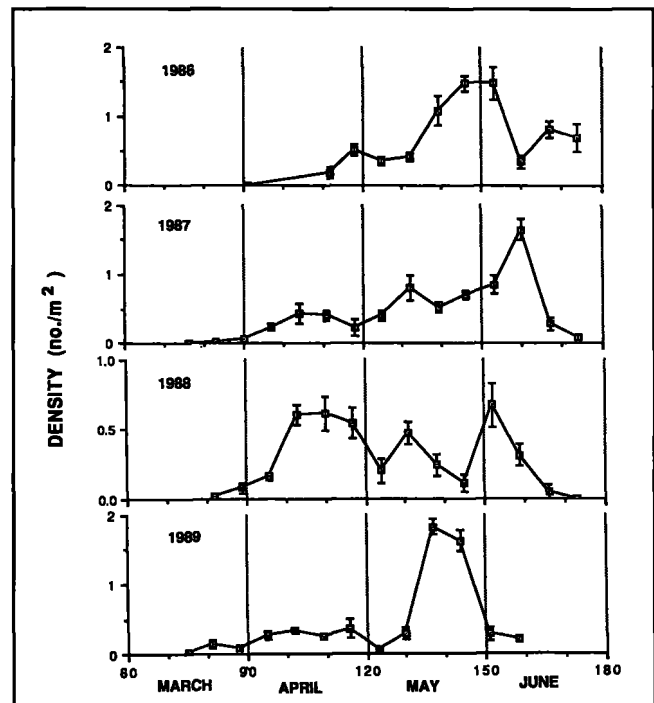


Figure 11

Mean densities of agonid larvae in Auke Bay, Alaska during spring and early summer, 1986-89. Error bars are 1SE; where no bars are visible, they are obscured by the point symbol.

is well mixed and uniformly cold, with mean temperature below 5°C. With onset of the phytoplankton bloom, the Bay stratifies, with rapid warming of the mixed layer to over 10°C by June (Bruce et al. 1977, Ziemann et al. 1991). Zooplankton are in low density until the end of the phytoplankton bloom, and are comprised of relatively large plankton such as overwintering copepedids and some meroplankton such as barnacle larvae (Wing & Reid 1972, Coyle & Paul 1990, Paul et al. 1991). The initiation of the herbivorous copepod maximum marks the start of a period with relatively high densities of smaller zooplankton, especially copepod nauplii in the size range (150–350 μ) utilized by synchronous species such as walleye pollock and flathead sole larvae (Fig. 12; data from Paul et al. 1991). It seems clear that fish larvae hatched prior to the phytoplankton bloom must be adapted to a very different set of conditions than those that occur synchronously with the herbivorous copepod maximum.

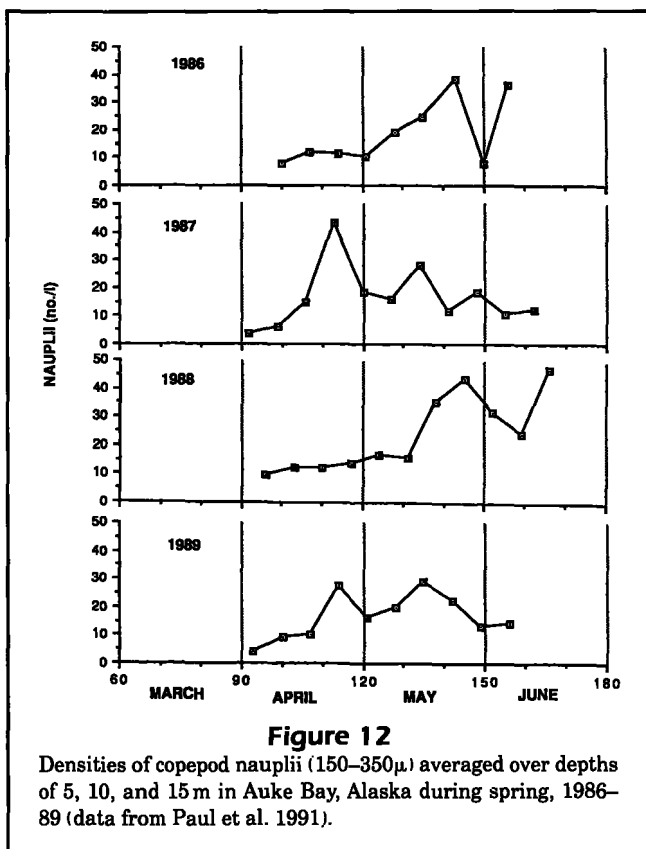
Larvae spawned in winter apparently employ various foraging strategies while utilizing similar energetic principles. Bailey (1982) concluded that Pacific hake larvae use energy slowly and grow slowly while passively hunting large prey. In Long Island Sound NY, larvae of American sandlance *Ammodytes americanus* hatched in winter are herbivores that sur-

vive nonfeeding in cold temperatures until the spring phytoplankton bloom commences (Monteleone et al. 1987). In both of these strategies, larvae survive by relying on their ability to withstand long periods of low food availability, largely as a result of low metabolic rates at cold temperatures.

Sherman et al. (1984) identified the synchronous strategy as a major adaptive tactic for many north-west Atlantic Ocean fishes. In Auke Bay, several taxa including osmerids, walleye pollock, and flathead sole consistently appeared at about the time copepod abundance was maximized. Although prey is relatively plentiful during the herbivorous copepod maximum, the numbers of predatory invertebrates are rising (Smetacek et al. 1984, Coyle & Paul 1990); consequently, mortality rates of fish eggs and larvae are probably rising rapidly. Higher temperatures during this period may also limit the time available for larvae to encounter suitable conditions by causing high metabolic rates and more rapid depletion of energy reserves. These species are probably most sensitive to interannual variation in the production cycle and may demonstrate the type of recruitment fluctuation described by the match-mismatch hypothesis (Cushing 1975) or the critical-period hypothesis (Hjort 1914).

Patterns of abundance observed in Auke Bay could result from hatching of larvae in the Bay or from advective events that carried larvae into the Bay from other areas. Auke Bay has only one deep (>20 m) entrance, just east of Coghlan Island (Fig. 1). Water in the Bay is quite persistent, with an average replacement time of the water mass once a month or longer during the March–June period (Nebert 1990). In other studies of growth, length-frequencies were determined for walleye pollock and flathead sole larvae (Haldorson et al. 1989, 1990). Cohorts of both species first appeared in Auke Bay as small larvae comprising length-frequency modes that could be followed for several weeks. Over the 4 years of the study there were very few cases in which length-frequency modes occurred that could not be identified in preceding weeks. Consequently, we conclude that most of the larvae sampled in this study originated from hatching within or near the Bay, with possible exception of osmerids.

The osmerids in our study are most likely eulachon *Thaleichthys pacificus* and capelin *Mallotus villosus*. Eulachon is an anadromous species that spawns demersal, adhesive eggs in rivers. After hatching, the larvae are carried into nearby marine waters. The most likely source of eulachon larvae in Auke Bay is the Mendenhall River, a glacier-fed stream about 2 km east of Auke Bay. The fresh and turbid waters from the Mendenhall River form a surface lens that projects out into nearby Fritz Cove and often intrudes into the eastern edge of Auke Bay through a narrow passage



northeast of Spuhn Island (Fig. 1). In 1987 we studied the depth distribution of fish larvae in Auke Bay and found that osmerids were always concentrated above the pycnocline and moved to the surface at night (unpubl. data). Most other species were found at or below the pycnocline and tended to move deeper at night. Therefore, interannual and seasonal variation in osmerid abundance may reflect variation in the amounts of river water reaching Auke Bay.

Among the 4 years of the study, 1989 was distinguished by relatively high densities of larvae during May. Walleye pollock and flathead sole were markedly more abundant in 1989 than in the previous 3 years, as were less-common synchronous species such as starry flounder. This increase could have resulted from increased egg production in the bay or from exceptionally high survival of eggs and larvae. We have no data on density of fish eggs in Auke Bay; however, in 1989 invertebrate predators were present in the lowest abundance observed in the 4-year study (Coyle & Paul 1990). It seems possible that reduced predatory mortality contributed to the exceptionally high densities of fish larvae that occurred in May of 1989. However, 1986 also had relatively high abundances of fish larvae in May, and did not have reduced numbers of invertebrate predators (Coyle & Paul 1990).

Acknowledgments

This study was part of the APPRISE program, a collaborative research effort by the School of Fisheries and Ocean Sciences (University of Alaska, Fairbanks) and the Oceanic Institute (Waimanalo, Hawaii). The program was supported by Contract no. NA-85-ABH-00022 from the US Department of Commerce, National Oceanic and Atmospheric Administration. Support provided by staff at the Juneau Center for Fisheries and Ocean Sciences was essential to completion of this study. In particular, we appreciate assistance provided in the laboratory by Amanda Arra, Karen Besser, and Lynette McNutt, and in the field by Donald Erickson and Russell Sandstrom.

Citations

Bailey, K.

1982 The early life history of the Pacific hake *Merluccius productus*. Fish. Bull., U.S. 80:589–598.

Bruce, H.E., D.R. McLain, & B.L. Wing

1977 Annual physical and chemical oceanographic cycles of Auke Bay, southeastern Alaska. NOAA Tech. Rep. NMFS SSRF-712, 11 p.

Coyle, K.O., & A.J. Paul

1990 Interannual variations in zooplankton population and biomass during the spring bloom in an Alaskan subarctic embayment. In Ziemann, D.A., & K.W. Fulton-Bennett (eds.), APPRISE—Interannual Variability and Fisheries Recruitment, p.179–228. The Oceanic Institute, Honolulu.

Coyle, K.O., & T.C. Shirley

1990 A review of fisheries and oceanographic research in Auke Bay, Alaska and vicinity, 1966–1985. In Ziemann, D.A., & K.W. Fulton-Bennett (eds.), APPRISE—Interannual variability and fisheries recruitment, p.1–74. The Oceanic Institute, Honolulu.

Coyle, K.O., A.J. Paul, & D.A. Ziemann

1990 Copepod populations during the spring bloom in an Alaskan subarctic embayment. J. Plankton Res. 12:759–797.

Cushing, D.H.

1975 Marine ecology and fisheries. Cambridge Univ. Press, 278 p.

Haldorson, L., A.J. Paul, D. Sterritt, & J. Watts

1989 Annual and seasonal variation in growth of larval walleye pollock and flathead sole in a southeast Alaskan Bay. Rapp. P.-V. Reun. Cons. Int. Explor. Mer 191:220–225.

Haldorson, L., M. Pritchett, D. Sterritt, & J. Watts

1990 Interannual variation in the recruitment potential of larval fishes in Auke Bay, Alaska. In Ziemann, D.A., & K.W. Fulton-Bennett (eds.), APPRISE—Interannual variability and fisheries recruitment, p. 319–356. The Oceanic Institute, Honolulu.

Hjort, J.

1914 Fluctuations in the great fisheries of northern Europe viewed in the light of biological research. Rapp. P.-V. Reun. Cons. Int. Explor. Mer 20:1–228.

Houde, E.D.

1987 Fish early life dynamics and recruitment variability. In Hoyt, R.D. (ed.), 10th annual larval fish conference, p. 17–29. Am. Fish. Soc. Symp. 2, Bethesda.

Jenkins, G.P.

1986 Composition, seasonality and distribution of ichthyoplankton in Port Phillip Bay, Victoria. Aust. J. Mar. Freshwater Res. 37:507–520.

Lambert, T.C., & D.M. Ware

1984 Reproductive strategies of demersal and pelagic spawning fish. Can. J. Fish. Aquat. Sci. 41:1565–1569.

Monteleone, D.M., W.T. Peterson, & G.C. Williams

1987 Interannual fluctuations in the density of sand lance, *Ammodytes americanus*, larvae in Long Island Sound, 1951–1983. Estuaries 10:246–254.

Nebert, D.L.

1990 Marine circulation in Auke Bay, Alaska. In Ziemann, D.A., & K.W. Fulton-Bennett (eds.), APPRISE—Interannual variability and fisheries recruitment, p. 75–98. The Oceanic Institute, Honolulu.

Paul, A.J., K.O. Coyle, & L. Haldorson

1991 Interannual variations in copepod prey of larval fish in an Alaskan bay. *ICES J. Mar. Sci.* 48:157-165.

Pepin, P., & R.A. Myers

1991 Significance of egg and larval size to recruitment variability of temperate marine fish. *Can. J. Fish. Aquat. Sci.* 48:1820-1828.

Sherman, K., R. Maurer, R. Byron, & J. Green

1981 Relationship between larval fish communities and zooplankton prey species in an offshore spawning ground. *Rapp. P.-V. Reun. Cons. Int. Explor. Mer* 178:289-294.

Sherman, K., W. Smith, W. Morse, M. Berman, J. Green, & L. Ejsymont

1984 Spawning strategies of fishes in relation to circulation, phytoplankton production and pulses in zooplankton off the northeast United States. *Mar. Ecol. Prog. Ser.* 18:1-19.

Smetacek, V., B. von Bodungen, B. Knoppers, R. Peinert, F. Pollehne, P. Stegmann, & B. Zeitzschel

1984 Seasonal stages characterizing the annual cycle of an inshore pelagic system. *Rapp. P.-V. Reun. Cons. Int. Explor. Mer* 183:126-135.

Townsend, D.W.

1984 Comparison of inshore zooplankton and ichthyoplankton populations in the Gulf of Maine. *Mar. Ecol. Prog. Ser.* 15:79-90.

Williamson, R.S.

1978 Phytoplankton and productivity in Auke Bay, Alaska. *Manuscr. rep. MR-F 157*, Auke Bay Lab. NMFS Alaska Fish. Sci. Cent., Auke Bay AK, 15 p.

Wing, B.L., & G.M. Reid

1972 Surface zooplankton from Auke Bay and vicinity, southeastern Alaska, August 1962 to January 1964. *Data rep. 72*, Auke Bay Lab., NMFS Alaska Fish. Sci. Cent., Auke Bay AK, 764 p.

Ziemann, D.A., L.D. Conquest, K.W. Fulton-Bennett, & P.K. Bienfang

1990 Interannual variability in the physical environment of Auke Bay, Alaska. *In* Ziemann, D.A., & K.W. Fulton-Bennett (eds.), *APPRISE—Interannual variability and fisheries recruitment*, p. 99-128. The Oceanic Institute, Honolulu.

Ziemann, D.A., L.D. Conquest, M. Olaizola, & P.K. Bienfang

1991 Interannual variability in the spring phytoplankton bloom in Auke Bay, Alaska. *Mar. Biol. (Berl.)* 109:321-334.